

THE
ANNUAL QUALITY ASSURANCE REPORT
(A.Q.A.R)
OF THE INTERNAL QUALITY ASSURANCE CELL
(I.Q.A.C.)

FOR THE ACADEMIC YEAR
2016 – 2017



SUBMITTED

BY

**NAGINDAS KHANDWALA COLLEGE OF COMMERCE, ARTS & MANAGEMENT
STUDIES AND SHANTABEN NAGINDAS KHANDWALA COLLEGE OF SCIENCE**

[Autonomous]

Accredited by NAAC with 'A' Grade – CGPA 3.32

Bhavishya Bharat Campus, Bhadran Nagar, S.V. Road, Malad (W), Mumbai 400 064.

Tel. Nos. (022) 28072262 / 28085424 Tele fax : 28650461

e-mail : nagindaskhandwala@hotmail.com

URL : www.nkc.ac.in

To

NATIONAL ASSESSMENT AND ACCREDITATION COUNCIL

Jnana Bharathi Road, P. O. Box No. 1075, Nagarbhavi, Bangalore – 560 010.

AUGUST, 2017

IQAC is a catalyst of change in the institution ensuring efficient performance of academic and administrative tasks

*Aim of IQAC is to Foster
and Develop the Social and
Emotional Wellbeing and
Personal Growth of
Students.*

The N.K.Group – a Glimpse

Ours is a multi faculty institution affiliated to University of Mumbai. Our institution offers 12 UG, 4 PG, 4 Add On, 2 Ph. D and 4 Certificate/ Diploma Courses imparting education to more than 6500 students. The institution has been awarded **“A”** Grade (Third Cycle) by NAAC, **Best College** by University of Mumbai (2012), **Lead College** for a cluster of colleges, **Educational Excellence Award** by Indus Foundation, USA, **Best Ensemble Faculty 2013** by Education Expo TV's Research Wing and **ISO 9001:2008** certified. We have been awarded **IMC Ramkrishna Bajaj National Quality Commendation Certificate** in 2013-14. The College has been granted **Autonomous Status** from July, 2016. The college has been awarded **Asian Education and Leadership Award** from Indo Global Chamber of Commerce, Industries and Agriculture on December, 2016.

The Annual Quality Assurance Report (AQAR) of the IQAC

All NAAC accredited institutions will submit an annual self-reviewed progress report to NAAC, through its IQAC. The report is to detail the tangible results achieved in key areas, specifically identified by the institutional IQAC at the beginning of the academic year. The AQAR will detail the results of the perspective plan worked out by the IQAC. (*Note: The AQAR period would be the Academic Year. For example, July 1, 2012 to June 30, 2013*)

PART – A

1. Details of the Institution

1.1 Name of the Institution	NAGINDAS KHANDWALA COLLEGE OF COMMERCE, ARTS AND MANAGEMENT STUDIES AND SHANTABEN NAGINDAS KHANDWALA COLLEGE OF SCIENCE
1.2 Address Line 1	Bhavishya Bharat Campus,
Address Line 2	Bhadran Nagar, S.V. Road,
City/Town	Malad (West), Mumbai
State	Maharashtra
Pin Code	400064
Institution e-mail address	nagindaskhandwala@hotmail.com principal@nkc.ac.in
Contact Nos.	(022) 28072262 / 28085424 / (022) 28013433 / 28086427
Name of the Head of the Institution:	Dr. (Mrs.) Ancy Jose, Principal
Tel. No. with STD Code:	(022) 28650461
Mobile:	9820460079

Name of the IQAC Co-ordinator:

Mobile:

IQAC e-mail address:

1.3 NAAC Track ID (For ex. MHCOGN 18879) MHCOGN10157

1.4 Website address:

Web-link of the AQAR:

For ex. <http://www.ladykeanecollege.edu.in/AQAR201314.doc>

1.5 Accreditation Details

<i>Sl. No.</i>	<i>Cycle</i>	<i>Grade</i>	<i>CGPA</i>	<i>Year of Accreditation</i>	<i>Validity Period</i>
1	1 st Cycle	5 Star	---	2002	5 years
2	2 nd Cycle	A	3.10	2008	5 years
3	3 rd Cycle	A	3.32	2013	5 years

1.6 Date of Establishment of IQAC : DD/MM/YYYY

1.7 AQAR for the year (for example 2010-11)

1.8 Details of the previous year's AQAR submitted to NAAC after the latest Assessment and Accreditation by NAAC ((for example AQAR 2010-11 submitted to NAAC on 12-10-2011)

- i. AQAR 12/09/2016
- ii. AQAR 31/08/2015
- iii. AQAR 01/07/2014
- iv. AQAR for the year 2013 has been clubbed with NAAC 3rd Cycle
- v. AQAR 08/05/2012
- vi. AQAR 19/04/2011
- vii. AQAR 03/05/2010
- viii. AQAR 20/06/2009
- ix. AQAR for the year 2008 has been clubbed with NAAC 2nd Cycle.
- x. AQAR 19/06/2007
- xi. AQAR 14/06/2006
- xii. AQAR 07/10/2005

1.9 Institutional Status

University State Central Deemed Private

Affiliated College Yes No

Constituent College Yes No

Autonomous college of UGC Yes No

Regulatory Agency approved Institution Yes No

(eg. AICTE, BCI, MCI, PCI, NCI)

Type of Institution Co-education Men Women

Urban Rural Tribal

Financial Status Grant-in-aid UGC 2(f) UGC 12B

Grant-in-aid + Self Financing Totally Self-financing

1.10 Type of Faculty/Programme

Arts Science Commerce Law PEI (PhysEdu)

TEI (Edu) Engineering Health Science Management

Others (Specify)

.....

1.11 Name of the Affiliating University (*for the Colleges*)

University of Mumbai

1.12 Special status conferred by Central/ State Government-- UGC/CSIR/DST/DBT/ICMR
etc : **N.A.**

Autonomy by State/Central Govt. / University

University with Potential for Excellence

UGC-CPE

DST Star Scheme

UGC-CE

UGC-Special Assistance Programme

UGC-Innovative PG programmes

Specify)

UGC-COP Programmes

2. IQAC Composition and Activities

2.1 No. of Teachers	<input type="text" value="08"/>
2.2 No. of Administrative/Technical staff	<input type="text" value="02"/>
2.3 No. of students	<input type="text" value="01"/>
2.4 No. of Management representatives	<input type="text" value="02"/>
2.5 No. of Alumni	<input type="text" value="01"/>
2.6 No. of any other stakeholder and community representatives	<input type="text" value="02"/>
2.7 No. of Employers/ Industrialists	<input type="text" value="01"/>
2.8 No. of other External Experts	<input type="text" value="01"/>
2.9 Total No. of members	<input type="text" value="18"/>
2.10 No. of IQAC meetings held	<input type="text" value="04/year"/>
2.11 No. of meetings with various stakeholders: No. Faculty	<input type="text" value="10"/>
Non-Teaching Staff	<input type="text" value="04/year"/>
Students	<input type="text" value="04/year"/>
Alumni	<input type="text" value="Bi-Monthly"/>
Others	<input type="text" value="04/year"/>
2.12 Has IQAC received any funding from UGC during the year? Yes <input checked="" type="checkbox"/> No <input type="checkbox"/>	
If yes, mention the amount	<input type="text" value="Rs.3,00,000"/>
2.13 Seminars and Conferences (only quality related)	
(i) No. of Seminars/Conferences/ Workshops/Symposia organized by the IQAC	
Total Nos. International	<input type="text" value="--"/>
National	<input type="text" value="01"/>
State	<input type="text" value="--"/>
Institution Level	<input type="text" value="01"/>
(ii) Themes	<div style="border: 1px solid black; padding: 5px;"><ol style="list-style-type: none">1. Implementation on Autonomy2. NAAC sponsored National Conference on 'Quality Enhancement of Teaching and Learning Processes in Higher Education'</div>

2.14

Significant Activities and contributions made by IQAC

- 1) The **Academic Audit** was conducted on 15th April, 2017. The audit team gave constructive suggestions on improvements in teaching learning and examinations.
- 2) The Internal audits were conducted in the college on 30th and 31st January, 2017
- 3) This year the **quality objectives** of the college were:

A. Quality Objective - 1: To attain training level of 06 man days/ year for individual teaching faculty excluding University mandatory training.

Sr No.	Area of Training	Remedial Measures Planned	Remedial Measures Implemented	Review and Results Obtained	Remarks
1	Autonomy: Journey from Conceptualization to Implementation	2 man days Workshop by External Faculty	Organized workshop on 13 th and 14 th June, 2016. Trainer: Dr. Sheela Ramachandran	Staff were fully trained on the autonomy related details	-
2	Bexit and its implications on India	1 man day- External Faculty	Talk delivered on 4 th July, 2016. By Dr. Brinda Jagirdar	The staff understood the impact of Brexit on Indian economy	-
3	Dynamic Growth with Gratitude	1 man day- by External Faculty	Talk delivered on 26 th July, 2016 by Mrs. Geetha Krishnan	The staff shared their experiences how the important the gratitude nature to have a good relationships	-
4	Human Rights and Reproductive Liberty and the Surrogacy Arrangement	1 man day -External Faculty	Talk delivered by Dr. Sheela Saravan on 30 th July, 2016	The staff understood the trends	PPT is in Library
5	Functioning of the Autonomy	2 man days- Workshop by External Faculty	Organized workshop on 3 rd and 4 th August, 2016. Trainer: Dr. Sheela Ramachandran	The staff understood the functioning of the autonomy in a college	-

6	Basics of Social Science Research Methodology	2 man days Workshop by External Faculty	Organized workshop on 23-24 Sept. 2016 Trainer: Dr. Stephen Kevin	The staff understood how to conduct Social Science Research	-
7	Demonitisation	1 man day-by External Faculty	Talk delivered by Mr B.K. Bhoj on 27th January 2017	The staff understood Pros and Cons of Demonitisation	-

- The above training needs are based on gap identified through “Competency Skill Matrix” collected on 6th June, 2016.
- A total of 6 man days training was planned for the staff and 10 man days were conducted.

B. Quality Objective -2: Digitalization and archival of invoices of books purchased for the Library – June, 2016 to May 2017

Data Collection	Remedial Measures Planned	Remedial Measures Implemented	Review and Results Obtained	Remarks
Digitization and archiving the invoices of books purchased for the Library (by scanning)	Phase 1. Scanning of invoices of books purchased under self-finance courses. Phase 2. Scanning of invoices of books purchased under degree section. Phase 3. Scanning of invoices of books purchased under junior college.	Phase 1. Scanned 1000 invoices. [June 2016 to August, 2016] Phase 2. Scanning 1000 of invoices by December, 2016 Phase 3. Scanning 3000 of invoices by May, 2017	a) Easy access to invoices on intranet b) Saved Library space by archiving invoices	<ul style="list-style-type: none"> • The scanned files are archived on PC:Vaidya • File name: All Bill Scan Data. • Scanners used: HP ScanJet, G2410, 200

- The digitalization and archival of invoices of the books purchased for the Library was planned and executed phasewise to ease the accessibility of the invoices and also their long term use.
- 4) The ISO **Re-certification Audit** was conducted by Mr Patil and Mr. Maulik on 26th, 27th & 28th September 2016 from TUV Nord. We were conferred the ISO certificate without any Non-Conformity. Special focus was given on processes which involved procedures for autonomous colleges.

- 5) All departments had meetings of formally constituted Board of Studies to change syllabi for the First Year students. At the end of the academic year the **Board of Studies** meetings also discussed changes for syllabus in the Second Year levels to be implemented in the year 2017-18.
- 6) The IQAC organized training programs for the faculty.
- 7) Feedback from students was taken for overall impression of the college. On the basis of this **Happiness Index** was calculated. Feedback of learners was taken for individual subject teachers.
- 8) Two day National conference on '**Quality Enhancement of Teaching and Learning Processes in Higher Education**' on 13th and 14th of February 2017.
- 9) This academic year the IQAC has taken up the collecting of **API forms** from individual faculty according to the existing UGC norms.
- 10) The IQAC conducted a **gender audit** of the college where student and faculty ratios of male and female was calculated. The student and faculty is favourable towards the number of females being more than male members.
- 11) A local level **environmental audit** was conducted. The nearby areas of Bhadran Nagar was audited. Campus was audited for tree and plants inside and for healthy growth of such trees.
- 12) Under IQAC and ISO Teaching Learning was audited on a monthly basis. All departments have a record of the number of lectures planned and conducted.
- 13) The IQAC has initiated a unique plan wherein the **health of the institution** can be analysed, in this it has a three stepped approach.
 - a) Each teacher has a record of lectures planned and executed.
 - b) This is added by each department to record department wise executive summary of all departments.
 - c) The departmental executive summaries are added together to arrive at the college-level total of lectures planned and executed.

This has helped the college to analyse the health of the teaching learning process. It was found to be very useful for action to be taken in case of any discrepancies.

2.15 Plan of Action by IQAC/Outcome (**Annexure – I**)

Academic Calendar of the year as (**Annexure – II**)

2.16 Whether the AQAR was placed in statutory body Yes No

Management Syndicate Any other body

Provide the details of the action taken

- (1) The IQAC presented the yearly activities and AQAR Report before the IQAC Committee on 22nd July, 2017. In this meeting the Management intimated that infrastructural improvement would be undertaken where all the classrooms will be air-conditioned. The office would be renovated and air-conditioned.

PART – B

Criterion – I

1. Curricular Aspects

1.1 Details about Academic Programmes

<i>Level of the Programme</i>	<i>Number of existing Programmes</i>	<i>Number of programmes added during the year</i>	<i>Number of self-financing programmes</i>	<i>Number of value added / Career Oriented programmes</i>
PhD	02	None	---	---
PG	04	---	---	---
UG	09	---	---	---
PG Diploma	---	---	---	---
Advanced Diploma	01	---	---	---
Diploma	02	---	---	---
Certificate	04	---	---	---
Others – B.Voc.	02	---	---	---
Total	24	---	---	---

Interdisciplinary	<ol style="list-style-type: none"> 1. CASI 2. Finding an “Entrepreneur” in you. 3. Fashion Designing (Duration 1 Year) 4. Advance Fashion Designing (Duration 1 Year) 5. Jewellery Making (Duration 1 Year) 6. Certificate in Visual Merchandising 7. Tie and Dye 8. Certificate in Stylization 9. Working with Vectors (CORELDRAW) 10. Working with Bitmap (Photoshop) 11. Grooming and Personality Development 12. Certificate Course in Indian Embroidery. 13. Financial Services basics 14. Enhancing Verbal Skills 15. Mastering Analytical Skills 16. Course in Gandhian Studies 17. Certificate in GIS 18. Certificate in Introductory Tally 19. Digital Marketing
-------------------	--

	20. Certificate in Photography. 21. Basic Course in Brahmavidya. 22. Pranic Healing Course 23. Certificate in Methods of Quantitative Techniques 24. Advanced Photography 25. Aptitude Mathematics			
Innovative	---	---	---	

1.2 (i) Flexibility of the Curriculum: CBCS/Core/Elective option / Open options

Under Autonomy UG students will have to earn 8 additional credits apart from 120 credits under University of Mumbai. We offer options to the students to choose from 11 online courses and short term courses.

The scheme for these additional 8 credits are:

1. Students have to do one online course each in semester 2, 3, 4, & 5 (4 credits).
2. Students have to do one short term course anytime during semester 2 to 5 (2 credits).

They have to choose one from a list of 27 short term courses.

3. Students have to do Environmental Science as a compulsory course (2 credits) in Semester III.

(ii) Pattern of programmes:

<i>Pattern</i>	<i>Number of programmes</i>
Semester	13
Trimester	---
Annual	---

1.3 Feedback from stakeholders* Alumni Parents Employers Students
(On all aspects)

Mode of feedback : Online Manual Co-operating schools (for PEI)

Analysis of the feedback - Annexure – XII

1.4 Whether there is any revision/update of regulation or syllabi, if yes, mention their salient aspects.

1. Under Autonomy the syllabus is revised and passed through Board of Studies, Academic Council and Board of Management.
2. 8 Additional credits was decided to be introduced for students.
3. Syllabus was made more relevant to the present changes and it is now contemporary.

1.5 Any new Department/Centre introduced during the year. If yes, give details.

No

Criterion – II

2. Teaching, Learning and Evaluation

2.1 Total No. of permanent faculty

<i>Total</i>	<i>Asst. Professors</i>	<i>Associate Professors</i>	<i>Professors</i>	<i>Others Principal</i>
29 Aided	11	17	--	01
24 Self-Financed	23	01	--	--

2.2 No. of permanent faculty with Ph.D.

15

2.3 No. of Faculty Positions Recruited (R) and Vacant (V) during the year

<i>Asst. Professors</i>		<i>Associate Professors</i>		<i>Professors</i>		<i>Others</i>		<i>Total</i>	
R	V	R	V	R	V	R	V	R	V
--	--	--	--	--	--	--	--	--	--

2.4 No. of Guest and Visiting faculty and Temporary faculty

25

28

01

2.5 Faculty participation in conferences and symposia:

<i>No. of Faculty</i>	<i>International level</i>	<i>National level</i>	<i>State level</i>
Attended	10	15	12
Presented papers	06	18	04
Resource Persons	04	10	12

2.6 Innovative processes adopted by the institution in Teaching and Learning:

- With autonomy college has adopted many innovative methods in teaching-learning. Meetings of subject boards are conducted. Syllabus was upgraded according to contemporary issues. Subject board is constituted to include all stakeholders of education industry.
- Teachers use modern techniques in teaching. Power Point presentations, group discussions, language labs, role plays, book reviews are used to make learning an interesting activity.
- Learner based teaching is undertaken by teachers. Under ISO norms, the process of teaching is monitored in a continuous manner.
- Research activities among students are promoted. Guest lectures by eminent personalities motivate students.

2.7 Total No. of actual teaching days during this academic year 180

2.8 Examination/ Evaluation Reforms initiated by the Institution (for example: Open Book Examination, Bar Coding, Double Valuation, Photocopy, and Online Multiple Choice Questions)

Examination and evaluation are an integral part of educational institutions. Autonomy has given the college a lee-way to bring in reforms for continuous evaluation of students so that the burden of exams is not felt by the students and at the same time they learn steadily in the years they spend in the college. The reforms introduced for FY level at UG and PG are as follows;

- Written exams are conducted for 20 and 75 marks at UG level.
- Written exams are conducted for 40 and 60 marks at PG level.
- An additional course has been included for extra credits for students. This course is a skill based course. The written exam for this course was conducted having MCQs.
- Answer papers are masked so that students' identity is not revealed during assessment.

2.9 No. of faculty members involved in curriculum restructuring/revision/syllabus development as member of Board of Study/Faculty/Curriculum Development workshop.

Restructuring/ Revision of Syllabus	53
Member of Board of Study	53
Curriculum Development workshops	53

2.10 Average percentage of attendance of students 78%

2.11 Course/Programme wise distribution of pass percentage – 2015-16: **(Annexure III)**

2.12 How does IQAC Contribute/Monitor/Evaluate the Teaching & Learning processes:

- Internal auditors trained according to ISO 9001:2008 norms conduct internal audits to ensure that teaching learning plans are followed properly.

- Weekly teaching plans are made for each term. Monitoring of lectures is done through Monthly Monitoring Sheets. The monthly monitoring is matched with Teaching Plan by Heads of Department for each division that the faculty engages.
- The Monitoring includes lectures planned and executed by each teacher. Departmental totals are made to know the executive summary of all the lectures planned and executed in the department. Further all departments' lectures are added to arrive at the lectures planned and executed in the College as a whole which we call as **“Health of the College”**.
- With this method of monitoring a clear comprehensive picture of college level, department level and individual teacher level lectures are available with the college.
- Further any gaps in lectures taken are considered for action that needs to be taken a feedback is given to departments and faculty.
- Regular Periodic feedback of students is taken to understand overall satisfaction levels of learners. Feedback is taken for individual faculty members, from students to evaluate faculty performance in classes engaged by them. This is shared with faculty members so that any improvements required can be implemented.

2.13 Initiatives undertaken towards faculty development

<i>Faculty / Staff Development Programmes</i>	<i>Number of faculty benefitted</i>
Refresher courses	04
UGC – Faculty Improvement Programme	03
HRD programmes	---
Orientation programmes	01
Faculty exchange programme	---
Staff training conducted by the University	---
Staff training conducted by other institutions	---
Summer / Winter schools, Workshops, etc.	48
Others	---

2.14 Details of Administrative and Technical staff

AIDED

<i>Category</i>	<i>Number of Permanent Employees</i>	<i>Number of Vacant Positions</i>	<i>Number of permanent positions filled during the Year</i>	<i>Number of positions filled temporarily</i>
Administrative Staff	45	03	---	---
Technical Staff	---	---	---	---

UNAIDED

<i>Category</i>	<i>Number of Permanent Employees</i>	<i>Number of Vacant Positions</i>	<i>Number of permanent positions filled during the Year</i>	<i>Number of positions filled temporarily</i>
Administrative Staff	18		---	08
Technical Staff	10	---	---	09

Criterion – III

3. Research, Consultancy and Extension

3.1 Initiatives of the IQAC in Sensitizing/Promoting Research Climate in the institution

- Regularly inform and encourage the faculty members to apply for Research Grants and Projects to UGC / ICSSR / University of Mumbai.
- Regular interactions with teachers for sensitizing them about research schemes, revised guidelines of funding agencies.
- Scrutiny of research proposals before submission to the funding agency.
- All types of administrative support for the teachers.
- Encourages and persuades faculty to write research papers for various publications.
- Encourage and guides students in Research activities.
- Assists faculty with the procedures of FIP.

3.2 Details regarding major projects

	<i>Completed</i>	<i>Ongoing</i>	<i>Sanctioned</i>	<i>Submitted</i>
Number	---	---	---	---
Outlay in Rs. Lakhs	---	---	---	---

No Major Research Projects were undertaken in 2015-16. One Major Research Project was submitted to ICSSR in 2014.

3.3 Details regarding minor projects

	<i>Completed By 2015-16</i>	<i>Ongoing (2016-17)</i>	<i>Sanctioned</i>	<i>Submitted</i>
Number	04	03		
Outlay in Rs. Lakhs	1,20,000	85,000	UOM	

Industry sponsored

	<i>Completed By 2013-14</i>	<i>Ongoing</i>	<i>Sanctioned</i>	<i>Submitted</i>
Number	01	---	---	---
Outlay in Rs. Lakhs	1,95,000	---	---	---

No Industry Projects were undertaken in 2015-16. One Industry Project was submitted to ROFIT MIX in 2013-14.

3.4 Details on research publications (2016-17)

	<i>International</i>	<i>National</i>	<i>Others</i>
Peer Review Journals	02	10	---
Non-Peer Review Journals	06	02	---
e-Journals	---	---	---
Conference proceedings	06	20	---

3.5 Details on Impact factor of publications:

Range Average h-index Nos. in SCOPUS

3.6 Research funds sanctioned and received from various funding agencies, industry and other organisations

<i>Nature of the Project</i>	<i>Duration Year</i>	<i>Name of the funding Agency</i>	<i>Total grant sanctioned</i>	<i>Received</i>
Major projects	2012-14	ICSSR	5,60,075	5,60,075
Minor Projects	2006-12	UGC	5,25,000	4,55,000
Interdisciplinary Projects	2012-13	UOM	30,000	30,000
Industry sponsored	2013-14	ROFIT MIX	1,95,000	1,95,000
Projects sponsored by the University/ College	2014-15	UOM	1,20,000	1,20,000
Students research projects (other than compulsory by the University)	2016-17	UOM	85,000	30,000 30,000 25,000
Any other(Specify)	---	---	---	---
Total	---	---	---	---

3.7 No. of books published i) With ISBN No. Chapters in Edited Books

ii) Without ISBN No.

3.8 No. of University Departments receiving funds from

UGC-SAP CAS DST-FIST
DPE DBT Scheme/funds

3.9 For colleges Autonomy CPE DBT Star Scheme
INSPIRE CE Any Other (specify)

3.10 Revenue generated through consultancy

3.11 No. of conferences organized by the Institution

<i>Level</i>	<i>International</i>	<i>National</i>	<i>State</i>	<i>University</i>	<i>College</i>
Number	01	01	---	---	---
Sponsoring agencies ICSSR, ISGC and USIEF	International Accounting Conference		---	---	---
NAAC	----	01 Quality Enhancement of Teaching and Learning Process in Higher Education			

3.12 No. of faculty served as experts, chairpersons or resource persons: 15

3.13 No. of collaborations International National Any other

Sr. No.	Name of the Organisation	Year	Course	Students Involved
1	ACCA	2015	ACCA	13+23
2	ISDC	2015	ACCA	13+23
3	CASI Global	2016	CSR	59
4	Alfresco Commercial Trade LLP	2016	Entrepreneurship education	--
5	Kashida	2016	1. Fashion Designing (Duration 1 Year) 2. Advance Fashion Designing (Duration 1 Year) 3. Jewellery Designing (Duration 1 Year) It also offers short term certificate courses for a duration of 3 months on the following : 1. Certificate in Visual Merchandising 2. Tie and Dye	

			3. Certificate in Stylization 4. Jewellery Making 5. Working with Vectors (CORELDRAW) 6. Working with Bitmap (Photoshop) 7. Grooming and Personality Development 8. Certificate Course in Indian Embroidery	
6	CPLC	2016	1. Aptitude Mathematics 2. Financial Services basics 3. Enhancing Verbal Skills 4. Mastering Analytical Skills	

3.14 No. of linkages created during this year

3.15 Total budget for research for current year in lakhs :

From Funding agency From Management of University/College

Total

3.16 No. of patents received this year

<i>Type of Patent</i>		<i>Number</i>
National	Applied	No
	Granted	
International	Applied	No
	Granted	
Commercialised	Applied	No
	Granted	

3.17 No. of research awards/ recognitions received by faculty and research fellows Of the institute in the year

<i>Total</i>	<i>International</i>	<i>National</i>	<i>State</i>	<i>University</i>	<i>Dist</i>	<i>College</i>
01	---	01	--	---	---	---

3.18 No. of faculty from the Institution who are Ph. D. Guides

and students registered under them

3.19 No. of Ph.D. awarded by faculty from the Institution

3.20 No. of Research scholars receiving the Fellowships (Newly enrolled + existing ones)

JRF SRF Project Fellows Any other

3.21 No. of students Participated in NSS events: **71** events held

University/ College level State level
National level International level

3.22 No. of students participated in NCC events:

University / College level State level
National level International level

3.23 No. of Awards won in NSS:

University level State level
National level International level

3.24 No. of Awards won in NCC:

University level State level
National level International level

3.25 No. of Extension activities organized

University forum College forum
NCC NSS Any other

3.26 Major Activities during the year in the sphere of extension activities and Institutional Social Responsibility (**Annexure – IV**)

Criterion – IV

4. Infrastructure and Learning Resources

4.1 Details of increase in infrastructure facilities:

<i>Facilities</i>	<i>Existing</i>	<i>Newly created</i>	<i>Source of Fund</i>	<i>Total</i>
Campus area	7723.28	---	Management	
Class rooms	69	08 (C Wing)		
Laboratories	9	02		
Seminar Halls	2 Seminar Hall (985.85 sq.ft. & 800 s.ft.) A.V. Room (978.50 s.ft.), J.G.M. Hall (4000 s.ft.)	---		
No. of important equipments purchased (\geq 1-0 lakh) during the current year.	19 LCD Projectors and 2 Interactive Panels	06		
Value of the equipment purchased during the year 2016-17	Rs.67,99,166	4,97,850	Management	
Others	---			

4.2 Computerization of administration and library

- The Library catalogue is accessible online [<http://120.63.138.25/w27/>]
- The Library digitizes invoices, question papers and syllabus copies on regular basis.
- Licensed anti-virus software has been installed in all the computers in Library.
- From application to result declaration (complete student lifecycle) is done with the help of College website.
- Results are declared online

4.3 Library services:

Collection	Existing 2015-16		Newly added 2016-17		Total	
	No.	Value	No.	Value	No.	Value
Books	1,568	8,01,899	965	6,04,436	2533	14,06,335
Text Books	189	21,573	262	33151	451	54,724
Reference Books	78	2,58,731	51	2,13,725	129	4,72,456
e-Books	-	-	-	-	-	-
Journals	84	1,85,893	98	2,12,982	-	-
e-Journals	32	-	32	-	-	-
Digital Database	1	5700	1	5725	1	
CD & Video	84	10,986	19	5,379	103	16,365
Others (specify)	-	-	-	-	-	-

4.4 Technology up gradation (overall)

	Total Computers	Computer Labs	Internet	Browsing Centres	Computer Centres	Office	Departments	Others
Existing	245	05	03	---	---	---	---	---
Added	01	---	01	---	---	---	---	---
Total	246	05	04	---	---	---	---	---

4.5 Computer, Internet access, training to teachers and students and any other programme for technology upgradation (Networking, e-Governance etc.)

- Conducted short-term course for researchers on “Methods and Techniques to use Online Resources.”

4.6 Amount spent on maintenance :

i) ICT

7,01,427

ii) Campus Infrastructure and facilities

2,96,673

iii) Equipments

6,40,013

iv) Others

16,50,000

Total :

32,88,113

Criterion – V

5. Student Support and Progression

5.1 Contribution of IQAC in enhancing awareness about Student Support Services

- IQAC conducts Orientation Program for the First Year Students.
- Student support services are uploaded in the college website.
- Grievance Redressal Cell works for student support under IQAC
- Anti-ragging committee is functional.
- Book bank and scholarships are provided to eligible students.
- Remedial lectures are arranged for slow learners.
- Counselling cell is operational.
- Career Counselling and Placement Cell is also present for student support

5.2 Efforts made by the institution for tracking the progression

Progression of students within the college is made by analyzing student's progress in:

- a. Attendance
 - b. Examination results
- a. For attendance monitoring daily attendance and monthly records of the students' attendance are calculated. This is intimated to the students on a regular basis. It is analyzed to know whether attendance has improved over the years.
 - b. Exam results are analyzed semester wise and course wise enabling the college to know how the students are performing in each semester and each year it is generally found that academic performance of students improve as they progress in each of the three years. This indicates an improvement in academic quality of the students.

5.3 (a) Total Number of students

UG	PG	Ph. D.	Others
3724	246	07	---

(b) No. of students outside the state

32

(c) No. of international students

No	%
1734	41.62

Men

No	%
2362	58.38

Women

Last Year 2015-16						This Year 2016-17					
General	SC	ST / NT	OBC / SBC	Physically Challenged	Total	General	SC	ST / NT	OBC / SBC	Physically Challenged	Total
3879	58	4/11	66/10	09	4037	3970	59	6/8	41/7	5	4096

Demand ratio - **Annexure - V**

Dropout % Negligible

5.4 Details of student support mechanism for coaching for competitive examinations

Coaching for NET / SET Examination.

Two workshops are conducted for preparation of students for NET and SET Examination

5.5 No. of students qualified in these examinations

NETSET/	<input type="text" value="02"/>	SLET	<input type="text" value="--"/>	GATE	<input type="text" value="--"/>	CAT	<input type="text" value="--"/>
IAS/IPS etc	<input type="text" value="--"/>	State PSC	<input type="text" value="--"/>	UPSC	<input type="text" value="--"/>	Others	<input type="text" value="--"/>

5.6 Details of student counselling and career guidance (**Annexure – VI**)

- A separate student counselling centre with a part time counsellor is available
- A separate training and placement cell is established for career guidance

No. of students benefitted

33

5.7 Details of campus placement: **(Annexure – VII)**

<i>On campus</i>			<i>Off Campus</i>
Number of Organizations Visited	Number of Students Participated	Number of Students Placed	Number of Students Placed
11	298	51	---

5.8 Details of gender sensitization programmes **(Annexure – VIII)**

5.9 Students Activities

5.9.1 No. of students participated in Sports, Games and other events

State/ University level National level International level

No. of students participated in cultural events

State/ University level National level International level

5.9.2 No. of medals /awards won by students in Sports, Games and other events

Sports: State/ University level National level International level

Cultural: State/ University level National level International level

5.10 Scholarships and Financial Support **(Annexure – IX)**

5.11 Student organised / initiatives

Fairs : State/ University level National level International level

Exhibition: State/ University level National level International level

5.12 No. of social initiatives undertaken by the students

5.13 Major grievances of students (if any) redressed: No grievances received.

Criterion – VI

6. Governance, Leadership and Management

6.1 State the Vision and Mission of the institution

VISION

Education for All
Education for the Youth
Education for the Future of our Country

MISSION

To serve the society at large and students belonging to linguistic minority in particular with commitment, dedication and devotion. The institution aims at providing overall education from KG to PG to Ph.D.

6.2 Does the Institution has a management Information System

- The college does not have a comprehensive MIS System. Although most systems are digitised and online and fairly comprehensive. The Library has OPAC. Admissions and fees are handled through online process. The college has a fully functional website.

6.3 Quality improvement strategies adopted by the institution for each of the following:

6.3.1 Curriculum Development

- Conducting workshop in different subject
- Bridge Courses
- Feedback are taken for the curriculum
- The college is Autonomous
- Curriculum is upgraded
- Additional credits are added to the programs

6.3.2 Teaching and Learning

- Monitoring of teaching – learning process
- Records of tests and feedback properly maintained
- Use of video clippings for lecture
- Remedial teaching initiated
- Use of ICT.
- Well-stocked Library
- Faculty Development Programs

6.3.3 Examination and Evaluation

Evaluation of papers is planned in a systematic manner so as to complete assessment during stipulated time so that results can be declared within a specified time period of 45 days after the exam is concluded.

Each subject evaluation is given time schedule for assessment and moderation and this is monitored.

Result work and compilation of marks is done by the examination committee.

After analyzing the results the evaluation process for the year is concluded.

6.3.4 Research and Development

- There is a Co-ordinator for Research Cell, who looks after the research activities in the College.
- Teachers are encouraged to take up Major and Minor Research Projects
- Six monthly presentations by Research Scholars
- Workshops for Research Activities.
- Inhouse publishing house encourage scholarly publications
- Faculty are permitted to go for Faculty Development Programme
- Teachers are motivated to participate in seminars, workshops and present and publish papers.

6.3.5 Library, ICT and physical infrastructure / instrumentation

- Built new collection on competitive examinations
- The Library is full-air conditioned
- Research cell is started in the Library

6.3.6 Human Resource Management

- Selection is done according to the Government Norms.
- Various leave facilities to employees.
- Study leave for faculties pursuing research.
- Fees for further studies for Non-Teaching Staff

6.3.7 Faculty and Staff recruitment

- Well qualified Faculty and staff recruited as per requirements
- Faculty development programs in various subjects (FIP).

6.3.8 Industry Interaction / Collaboration

- Industry visits by students
- Alumni meet is organised.
- Experts from the Industries are invited for guest lectures.
- With Autonomy industry is represented in the Board of Studies
- At present there are 6 MOU's at place

6.3.9 Admission of Students

Admission of students are made as per norms

6.4 Welfare schemes for

Teaching	M.K.E.S. Employees' Co-op. Credit Society
Non teaching	M.K.E.S. Employees' Co-op. Credit Society Fees paid by college as Scholarship for the wards of Non Teaching Staff for acquiring Higher Education.
Students	Students' Aid Fund, Book Bank, Reading Room, Earn while Learn to few students, etc.

6.5 Total corpus fund generated

Deposited with the Management

6.6 Whether annual financial audit has been done

Yes

No

6.7 Whether Academic and Administrative Audit (AAA) has been done?

Audit Type	External		Internal	
	Yes/No	Agency	Yes/No	Authority
Academic	Yes	University of Mumbai	Yes	IQAC
Administrative	Yes	TUV Nord	Yes	IQAC

6.8 Does the University/ Autonomous College declare results within 30 days?

For UG Programmes Yes No

For PG Programmes Yes No

6.9 What efforts are made by the University/ Autonomous College for Examination Reforms?

College has been granted Autonomous Status. Now, additional 8 credits have to be earned by each student.

6.10 What efforts are made by the University to promote autonomy in the affiliated/ constituent colleges?

Now the college is granted Autonomous Status.

6.11 Activities and support from the Alumni Association

- Alumni meet are conducted
- Guest Lecture are conducted through alumni

6.12 Activities and support from the Parent – Teacher Association

- Parents meet is conducted every semester
- Parent feedback is collected during mentor meetings

6.13 Development programmes for support staff

- Soft-Skills workshop was organised for support staff of various colleges.
- Sports & Cultural Events was organised by our support staff for the support staff of various colleges.

6.14 Initiatives taken by the institution to make the campus eco-friendly

- Environment audits are conducted.
- The college promotes an eco-friendly environment by planting seasonal varieties of trees.

Criterion – VII

7. Innovations and Best Practices

7.1 Innovations introduced during this academic year which have created a positive impact on the functioning of the institution. Give details.

- The college has been granted Autonomous Status
- Feedback analysis and satisfaction ratio
- Trainings provided for faculty

7.2 Provide the Action Taken Report (ATR) based on the plan of action decided upon at the beginning of the year

Annexure - I

7.3 Give two Best Practices of the institution (*please see the format in the NAAC Self-study Manuals*)

Annexure X

7.4 Contribution to environmental awareness / protection

- Implementing energy saving techniques is ensured that the lights and fans are switched off by floor peons and staff after completion of the last lecture of the day. Air-conditioners in staff room switched on at 08.45 a.m. and switched off when the faculty moves to lecture rooms. Further, all the A.C.'s are with Five Star rating in Power Saving. Classrooms are made with sufficient cross ventilation and light so that the use of electricity can be minimized. This shows the institution's commitment towards energy conservation.
- Non-working computers, monitors and printers are discarded and scrapped on a systematic basis. If some parts are useful, in other systems they are kept aside for future use.

7.5 Whether environmental audit was conducted? Yes No

7.6 Any other relevant information the institution wishes to add. (for example SWOT Analysis) (**Annexure – XI**)

ACTION TAKEN REPORT FOR THE YEAR 2015-16

The college conducts its activities under IQAC as per plans made. The last year's action taken report for the year 2015-16 is as follows:

1. **Implementation of Autonomy:** College was granted autonomous status by University Grants Commission and University of Mumbai on 19th April, 2016 and 1st July, 2016. Since it was a progressive autonomy, syllabus for only first year was revised by the various boards of studies to match up the recent developments in the subject. Evaluation pattern was also revised to ensure continuous evaluation of student performance.
2. **To conduct a National Conference under IQAC:** IQAC organized a NAAC sponsored two day National Conference on 'Quality Enhancement of Teaching and Learning Processes in Higher Education' on 13th and 14th February, 2017. Dr. Kondap gave the keynote address and Prof. Rukaiya Joshi and Dr. Debjani Roy were the resource persons.
3. **To conduct National Conference on Human Resource Management:** A two day National Conference on 'Emerging Trends in man Capital Development: New Perspectives and Practices' was held on 9th and 10th December, 2016. The conference could bring in practicing HR professionals to our College and it was well appreciated by all delegates.
4. **Start new Certificate programmes and on-line courses.**
Certificate course on CSR was conducted by CASI Global, New York in which students were given online study content and had to appear for online examination. There are 11 online programs introduced under Autonomy in the academic year 2016-2017.
5. **Start a journal under Khandwala Publishing House.**
The work is under process.
6. **Publication of books under IQAC:** IQAC has published two edited books in this academic year through our Khandwala Publishing House as follows:
 - a. **Social Inclusion through Women Empowerment and Improvement in Higher Education**
 - b. **Quality Enhancement of Teaching and Learning Processes in Higher Education**

7. **To introduce international qualification by CIMA in college for our students:** CIMA representatives started promoting the course to students. A seminar was also organized for guiding students about CIMA qualification. Registrations for the course have started.
8. **To organize a Career Fair at our college for the benefit of our students:** The Department of Accountancy organized a Career Fair on 3rd February, 017 to guide students about various career options available through numerous academic courses at national and international level. Career fair was a grand success with a large footfall of about 2500 on a single day.

8.Plans of institution for next year

Future plans

1. To conduct 5th COIST certificate programme by Library and Information Centre.
2. To make the Library catalogue accessible 24x7.
3. National Seminar by Department of English.
4. National Seminar by Department of Economics.
5. National Seminar by Department of I.T./C.S.
6. One day seminar under the banner of WDC.
7. Internships for students as a part of their curriculum with autonomy for academic upgradation.
8. To start new courses subject to permission of University and Government.
9. Publication of a book by IQAC.
10. Improvement of Infrastructural facilities.
11. An industrial project will be taken up.
12. To start an academy to prepare students for competitive exams like IAS, UPSC, MPSC, etc.
13. To conduct waste audit and energy audit.
14. To start a PG Programme in Sports Management under Autonomy.
15. To start Research Centre in Geography and Economics.

Name : Dr. Moushumi Datta

Name : Principal Dr. (Mrs) Ancy Jose

Signature of the Coordinator, IQAC

Signature of the Chairperson, IQAC

IQAC- PLAN OF ACTION

The plan of action chalked out by the IQAC in the beginning of the year towards quality enhancement and the outcome achieved by the end of the year *

<i>Sr. No.</i>	<i>Plan/Objective</i>	<i>Plans Achieved/Fulfillments</i>
1	To conduct the quarterly meetings of IQAC	Conducted 4 meetings of IQAC in 2016-17
2.	To enrich Library and Laboratories	Purchased new books, periodicals, reference books and computers.
3.	Strengthening the Quality of Education	All teaching plans are monitored monthly. The feedback of teaching are communicated to the teachers. Organisation of Staff Academy Lectures by IQAC. Regular conduction of workshop and seminars for teachers.
4	To undertake Research Projects	There are three ongoing Research Project under University of Mumbai.
5	To review the overall teaching learning process	In the internal audits the monthly monitoring sheets were audited and a follow up action was initiated.
6	To conduct Gender Audit	Gender Audit was conducted within the campus.
7	To conduct Environmental Audit	Conducted Environmental Audit at Internal level. Tree Mapping was also conducted.
8	To take feedback from the students	Feedback was taken from the students and actions were taken based on it.
9	To perform Academic Audit	Academic Audit was conducted in 15th April, 2017 by University of Mumbai.
10	To start consultancy service	Conducted – NET / SET Workshop

11	To calculate Happiness Index	Happiness Index of students was calculated in the months of January & July, 2017.
12	To analyse Health of the College	The health of the college was analysed by monitoring of Teaching Learning.

ACADEMIC CALENDAR FOR THE YEAR 2016-17

Commencement of the First Term June 1, 2016

<i>Sr. No.</i>	<i>Date</i>	<i>Event</i>
1.	June 1	Commencement of lectures of Self Finance Section.
2.	June 6	Degree College (aided section) reopens. Staff meeting held
3.	June 7	Commencement of Lectures of S.Y.B.Com and T.Y.B.Com.
4.	June 13-14	Two-Days' Workshop on "Autonomy: From Conceptualization to Implementation by Dr. Sheela Ramchandran
5.	June 16	Endeavour- a Talk on "Leadership Qualities in a Teacher" by Mr. Anand Pillai
6.	June 21	International Day of Yoga celebrated in Auditorium by staff and students
7.	June 22	Women Development Cell (WDC) organized a lecture on 'Nutrition and Diet' by dietician Dr. Lekha Vyas
8.	June 28	Workshop on 'Cyber Crimes' by Mr. Sachin Dedhia
9.	July 1	Tree Plantation at National Park by NSS
10.	July 4	A Staff Academy Talk on 'Brexit- its implications on India by Dr. Brinda Jagirdar- Former Chief Economist, SBI
11.	July 5	Inauguration of Eco Club of NSS
12.	July 5	Essay Writing Competition by Gandhian Studies Centre (GSC).
13.	July 8	Workshop on 'Acupressure Techniques for Self Healing' by Mr. Kerry D'souza
14.	July 8	NSS Volunteers helped the Traffic Police from 8 July to 15 July.

15.	July 9	A Lecture on 'Self Image and Self Worth' by Clinical Psychologist' Ms. Shruti Damle
16.	July 12-13	Gymkhana organizes Intra-Collegiate Table Tennis Tournament
17.	July 14-15	Gymkhana organizes Intra-Collegiate Badminton Tournament
18.	July 18-19	Gymkhana organizes Intra-Collegiate Chess Tournament.
19.	July 18	Guest Lecture on 'Globalization and its Impact on Emerging Economies' by Dr. Vandana Arya from University of South Australia.
20.	July 18	Tree Plantation by NSS in the college.
21.	July 18	NSS Foundation Day Celebrations
22.	July 19	'Gujarati Geet Spardha' by Gujarati Sahitya Mandal (GSM)
23.	July 20	'One Minute Extempore Speech Competition in Gujarati' by GSM
24.	July 21	'Poetry Recitation Competition in Gujarati' by GSM
25.	July 21	Tree Plantation by NSS at Arnala Beach, Virar.
26.	July 21	Talk on 'Fundamentals of Financial Planning' by CA Vimal Ashar and Ms. Purvi Karia
27.	July 25	'Gujarati Antakshari Spardha' by GSM
28.	July 25	A Talk by NSS on 'Basic Eye Care' by Dr. Jenin Patel.
29.	July 25-28	Gymkhana organizes Intra-Collegiate Carrom (Singles & Doubles) Tournament.
30.	July 26	Slogan Writing and Poster-Making Competition by GSC.
31.	July 27	A Talk by NSS on 'Environmental Laws' by Dr. Shridhar Munde.
32.	July 29-30	Gymkhana organizes Intra-Collegiate Kabaddi Tournament.
33.	July 31	NSS celebrated 'National Integration Activities and Dialogue' in memory of Late Prime Minister Rajiv Gandhi
34.	August 6	Free Health Camp by NSS.

35.	August 6	NSS Orientation Day
36.	August 6	Hiroshima Day- Pledge against Nuclear Weapons by GSC.
37.	August 8	Quit Smoking Awareness Campaign by NSS.
38.	August 9	Quit India Movement Celebration by NSS. Street Play was performed
39.	August 9	Sale of Rakhis by NSS.
40.	August 12	“Arth-Utsav” an Intercollegiate Event by Planning Forum
41.	August 12	Inter-Collegiate Poster Competition by NSS.
42.	August 13	Inauguration of Khandwala College Organ Donation Awareness Cell
43.	August 29	‘National Sports Day’ in memory of Late Major Dhyanchand.
44.	August 31 to Sept. 2	Cloth Bags Exhibition-cum-Sale by GSC.
45.	September 1	NSS organized a Blood Donation Camp and collected 102 bottles of blood.
46.	September 14-30	SYBCom and SYBA Semester IV- ATKT Exams
47.	September 23-24	Kevin Sir’s Programme for IQAC
48.	September 24	Commerce Association organized a talk on “Careers in Management and Skills required” by ‘Career & Professional Skills Group of IIM-A Alumni, Mumbai Chapter’
49.	September 24	Weeklong celebration of NSS Day
50.	September 25	Road safety Programme
51.	September 26-27	ISO’s Recertification Audit

52.	September 26	NSS organized Swachha Bharat Abhiyan in Daruwala Compound of Malad.
53.	September 26 to October 25	Refresher Course in Accountancy in association with UGC's HRD Centre of University of Mumbai
54.	September 27	NSS organized an interactive session on HIV/AIDS awareness.
55.	September 28	NSS organized an interactive session on Gender sensitization
56.	September 29	NSS organized Poster making competition on Organ Donation
57.	October 1	NSS organized Voter registration drive
58.	October 1	SYBCom and SYBA Semester III- Regular and ATKT Exams
59	October 2	NSS celebrated International Day of Peace and Non-violence
60	October 3-10	NSS organized District Level Disaster Management Preparedness Training.
61	October 7	NSS organized an Electoral Process and Voting Awareness Rally
62	October 17-24	FYBCom and FYBA Semester I- Regular and ATKT Exams
15 November, 2016 to 30 April, 2017 Second Term		
63	November 26	International Accounting Conference by Accountancy Department
64	November 29	NCC Day Celebrations
65	November 30	Commerce Association organizes 52 nd A.D.Shroff Memorial Elocution Competition of Forum of Free Enterprise
66	December 9-10	National HR Conference organized by Departments of Commerce and Psychology.
67	December 20	Satyanarayan Mahapooja
68	December 26-31	Winter Break

69	January 9	GSM's Essay Writing Competition
70	January 10	GSM's Elocution Competition
71	January 10-13	'Springz'- an Intercollegiate Cultural Event
72	January 20	College Annual Day Celebrations
73	January 23-27	Second Class Test of FY/SY/TYBCom and BA students
74	January 25	University Oration Series Lecture in association with the College on 'Migration and Civilization by Dr. Chinmay Tumbe, Asst. Professor-IIMA.
75	January 27	IQAC's Talk on Demonetization by Mr. Bajendra Bhoi
76	January 29 to February 3	Student's Council's IV to Bangalore-Mysore
77	January 30	Gandhian Study Centre celebrated Martyr's Day
78	February 2	Annual Sports Day
79	February 13-14	NAAC sponsored National Conference on 'Quality Enhancement of Teaching and Learning Processes in Higher Education'.
80	February 18	A Guest Lecture on 'Financial Derivatives' for students by CA Mitul Sanghani
81	February 23	GSM's Prize Distribution Function-cum- Garba Evening
82	February 25	An Alumni Association Get Together
83	February 26	Degree Certificate Distribution Function. Dr. Snehalata Deshmukh was the Chief Guest
84	March 1	Annual Prize Distribution Function. Dr. M.A.Khan- Registrar, University of Mumbai was the Chief Guest
85	March 2	WDC's Felicitation of Mothers' of Students-achievers

86	March 2	Farewell Function for TYBCom and TYBA students organized by Students' Council.
87	March 3	IQAC organized a Workshop for Class IV Staff
88	March 6 onwards	Commencement of ATKT Exams of Semester I and III
89	March 15 onwards	Commencement of Semester Exams- Regular and ATKT
90	April 3 onwards	Conduct of University's TYBCom Exams.
91	April 25	Declaration of Results and Distribution of Marks Sheet to FY and SY Classes.
92	April-May	Assessment of Answer-books of University Exams.

ANNEXURE-III

RESULTS STATISTICS

		B.Co m	B.A.	BMS	BSc(I T)	B.Co m (A/F)	B.Co m. (B/I)	BM M	BSc (CS)	B.Sc. (Micr o)	B.Co m. (F/M)
SEM - VI APRIL 2016	Appeared	612	84	128	73	69	52	58	48	39	64
	O GRADE	0	06	0	1	2	0	0	0	6	0
	A GRADE	84	25	20	18	43	8	3	8	15	7
	B GRADE	206	21	46	25	14	19	20	7	8	24
	C GRADE	168	10	34	10	8	16	19	9	0	25
	D GRADE	84	04	12	0	1	6	12	5	0	3
	E GRADE	08	0	01	0	0	0	0	1	0	0
	RLE	18	06	2	5	0	1	1	0	0	2
	Total Passed	568	66	115	59	68	50	55	30	29	61
	%	92.81	78.57	89.84	80.82	98.55	96.15	94.83	62.50	74.36	95.31
UOM %	-	-	-	-	-	-	-	-	-	-	
SEM V OCTOBER 2016	Appeared	584	79	134	77	66	61	60	23	-	52
	O GRADE	78	14	04	04	11	0	0	03	-	01
	A GRADE	303	23	82	28	33	20	27	04	-	28
	B GRADE	107	18	28	18	14	25	17	03	-	16
	C GRADE	57	10	05	03	03	5	12	04	-	05
	D GRADE	12	05	04	01	0	0	01	02	-	0
	E GRADE	0	01	00	0	0	0	0	0	-	0
	Total Passed	557	69	123	54	61	50	57	16	-	50
	%	95.38	87.34	91.79	70.13	92.42	81.97	95.00	69.57	-	96.15
	UOM %	-	-	-	-	-	-	-	-	-	-
SEM I OCTOBER 2016	Appeared	716	134	137	125	71	68	72	69	-	70
	O GRADE	0	0	0	0	0	0	0	0	-	0
	A GRADE	68	02	11	16	34	10	2	10	-	06
	B GRADE	243	14	47	25	23	25	21	07	-	11
	C GRADE	67	06	04	03	02	08	03	04	-	0
	D GRADE	12	02	01	0	0	01	0	01	-	0
	E GRADE	-	-	-	-	-	-	-	-	-	-
	ATKT 1	40	13	14	19	04	02	3	05	-	08
	ATKT 2	45	27	16	24	02	04	8	06	-	16
	Total Passed	390	24	63	44	59	44	26	22	-	17
	%	45.99	17.91	45.99	35.20	83.10	64.71	36.11	31.88	-	24.29

		B.Co m	B.A.	BMS	BSc(I T)	B.Co m (A/F)	B.Co m. (B/I)	BM M	BSc (CS)	B.Sc. (Mier o)	B.Co m. (F/M)
SEM III OCTOBER 2016	Appeared	580	93	141	124	71	59	56	37	-	66
	O GRADE	01	0	0	32	08	01	0	02	-	03
	A GRADE	60	13	17	40	42	10	09	07	-	14
	B GRADE	96	13	19	18	09	21	12	07	-	18
	C GRADE	118	12	26	05	06	12	08	06	-	17
	D GRADE	103	02	13	0	01	05	02	0	-	02
	E GRADE	12	0	0	0	0	0	0	01	-	0
	ATKT 1	22	8	14	0	01	04	10	03	-	03
	ATKT 2	70	12	12	15	02	03	09	04	-	02
	Total Passed	391	40	75	95	66	49	31	23	-	54
	%	83.28	64.52	71.63	88.71	97.18	94.92	89.29	81.08	-	
SEM II MARCH 2017	Appeared	711	131	136	124	71	68	72	68	-	69
	O GRADE	0	0	0	0	0	0	0	01	-	0
	A GRADE	87	06	25	23	31	04	06	18	-	18
	B GRADE	286	19	60	39	24	08	26	08	-	35
	C GRADE	84	22	14	14	0	02	07	02	-	02
	D GRADE	21	04	01	0	0	0	01	0	-	0
	E GRADE	-	-	-	-	-	-	-	-	-	-
	ATKT 1	37	24	16	11	6	7	02	7	-	02
	ATKT 2	66	18	10	05	7	37	19	6	-	09
	Total Passed	478	51	100	80	55	14	40	29	-	55
	%	67.09	38.93	73.53	64.52	77.46	20.59	55.56	42.65	-	79.71
SEM IV MARCH 2017	Appeared	580	93	114	124	71	59	56	37	-	66
	O GRADE	03	01	09	12	21	02	0	03	-	05
	A GRADE	69	14	44	34	36	09	16	08	-	25
	B GRADE	127	09	32	23	07	16	10	03	-	19
	C GRADE	110	15	23	19	03	17	15	13	-	06
	D GRADE	107	12	05	06	02	04	06	01	-	01
	E GRADE	42	01	01	01	0	0	01	0	-	0
	ATKT 1	33	16	08	0	0	01	2	0	-	06
	ATKT 2	51	06	07	15	01	09	3	01	-	03
	Total Passed	458	52	114	95	69	48	48	28	-	56
	%	93.45	79.57	91.49	88.71	98.59	98.31	94.64	78.38	-	98.48

SEMESTER WISE RESULT ANALYSIS OF F.Y.B.Com (A.Y 2016-2017)

CLASS	F.Y.B.Com	SEM - I	SUB:	BUSINESS COMMUNICATION					Fail	Over all %
				O	A+	A	B+	B		
	TOTAL									
Female	386	0	3	63	71	78	75	28	68	
Male	330	0	1	29	39	53	58	36	114	
No. of Students Appeared	650	0	4	92	110	131	133	64	116	
Grade Wise %		0.00	0.62	14.15	16.92	20.15	20.46	9.85	17.85	82.15

CLASS	F.Y.B.Com	SEM - II	SUB:	BUSINESS COMMUNICATION					Fail	Over all %
				O	A+	A	B+	B		
	TOTAL									
Female	384	0	6	69	67	69	84	48	41	
Male	327	0	2	33	39	55	70	53	75	
No. of Students Appeared	664	0	8	102	106	124	154	101	69	
Grade Wise %		0.00	1.20	15.36	15.96	18.67	23.19	15.21	10.39	89.61

CLASS	F.Y.B.Com	SEM - I	SUB:	Environmental Studies					Fail	Over all %
				O	A+	A	B+	B		
	TOTAL									
Female	386	1	17	52	45	54	65	53	99	
Male	330	2	9	26	23	27	47	47	149	
No. of Students Appeared	651	3	26	78	68	81	112	100	183	
Grade Wise %		0.46	3.99	11.98	10.45	12.44	17.20	15.36	28.11	71.89

CLASS	F.Y.B.Com	SEM - II	SUB:	Environmental Studies							
	TOTAL	O	A+	A	B+	B	C	D	Fail	Over all %	
Female	384	7	24	76	60	68	61	35	53		
Male	327	4	13	40	30	39	51	46	104		
No. of Students Appeared	665	11	37	116	90	107	112	81	111		
Grade Wise %		1.65	5.56	17.44	13.53	16.09	16.84	12.18	16.69	83.31	

CLASS	F.Y.B.Com	SEM - I	SUB:	Foundation Course - I							
	TOTAL	O	A+	A	B+	B	C	E	Fail	Over all %	
Female	386	2	21	77	54	50	61	49	72		
Male	330	2	3	26	33	50	50	42	124		
No. of Students Appeared	655	4	24	103	87	100	111	91	135		
Grade Wise %		0.61	3.66	15.73	13.28	15.27	16.95	13.89	20.61	79.39	

CLASS	F.Y.B.Com	SEM - II	SUB:	Foundation Course - I							
	TOTAL	O	A+	A	B+	B	C	D	Fail	Over all %	
Female	384	0	6	69	52	70	79	51	57		
Male	327	0	1	24	36	41	81	52	92		
No. of Students Appeared	670	0	7	93	88	111	160	103	108		
Grade Wise %		0.00	1.04	13.88	13.13	16.57	23.88	15.37	16.12	83.88	

CLASS	F.Y.B.Com	SEM - I	SUB:	Business Economics - I						
	TOTAL	O	A+	A	B+	B	C	E	Fail	Over all %
Female	386	16	43	76	52	53	33	32	81	
Male	330	5	12	45	29	32	32	42	133	
No. of Students Appeared	659	21	55	121	81	85	65	74	157	
Grade Wise %		3.19	8.35	18.36	12.29	12.90	9.86	11.23	23.82	76.18

CLASS	F.Y.B.Com	SEM - II	SUB:	Business Economics - II						
	TOTAL	O	A+	A	B+	B	C	D	Fail	Over all %
Female	384	52	67	99	51	33	34	20	28	
Male	327	10	38	77	44	45	28	24	61	
No. of Students Appeared	664	62	105	176	95	78	62	44	42	
Grade Wise %		9.34	15.81	26.51	14.31	11.75	9.34	6.63	6.33	93.67

CLASS	F.Y.B.Com	SEM - I	SUB:	Commerce - I						
	TOTAL	O	A+	A	B+	B	C	E	Fail	Over all %
Female	386	15	33	76	67	59	57	25	54	
Male	330	3	7	57	25	47	50	44	97	
No. of Students Appeared	658	18	40	133	92	106	107	69	93	
Grade Wise %		2.74	6.08	20.21	13.98	16.11	16.26	10.49	14.13	85.87

CLASS	F.Y.B.Com	SEM - II	SUB:	Commerce - II							
	TOTAL	O	A+	A	B+	B	C	D	Fail	Over all %	
Female	384	10	23	87	53	60	61	52	38		
Male	327	1	7	38	47	50	47	64	73		
No. of Students Appeared	663	11	30	125	100	110	108	116	63		
Grade Wise %		1.66	4.52	18.85	15.08	16.59	16.29	17.50	9.50	90.50	

CLASS	F.Y.B.Com	SEM - I	SUB:	Acc. & Fin. Mgt Paper - I						
	TOTAL	O	A+	A	B+	B	C	E	Fail	Over all %
Female	386	61	62	76	45	53	26	19	44	
Male	330	43	36	60	32	25	28	28	78	
No. of Students Appeared	650	104	98	136	77	78	54	47	56	
Grade Wise %		16.00	15.08	20.92	11.85	12.00	8.31	7.23	8.62	91.38

CLASS	F.Y.B.Com	SEM - II	SUB:	Acc. & Fin. Mgt Paper - II						
	TOTAL	O	A+	A	B+	B	C	D	Fail	Over all %
Female	384	30	38	85	57	47	42	36	49	
Male	327	18	27	52	43	34	32	32	89	
No. of Students Appeared	667	48	65	137	100	81	74	68	94	
Grade Wise %		7.20	9.75	20.54	14.99	12.14	11.09	10.19	14.09	85.91

CLASS	F.Y.B.Com	SEM - I	SUB:	Mathematics & Statistics						
	TOTAL	O	A+	A	B+	B	C	E	Fail	Over all %
Female	386	24	26	64	23	37	47	51	114	
Male	330	21	17	31	25	29	37	27	143	
No. of Students Appeared	651	45	43	95	48	66	84	78	192	
Grade Wise %		6.91	6.61	14.59	7.37	10.14	12.90	11.98	29.49	70.51

CLASS	F.Y.B.Com	SEM - II	SUB:	Mathematics & Statistics						
	TOTAL	O	A+	A	B+	B	C	D	Fail	Over all %
Female	384	60	55	65	40	29	37	36	62	
Male	327	43	32	38	25	27	29	34	99	
No. of Students Appeared	664	103	87	103	65	56	66	70	114	
Grade Wise %		15.51	13.10	15.51	9.79	8.43	9.94	10.54	17.17	82.83

CLASS	F.Y.B.A	SEM - I	SUB:	Comm. Skills in English						
	TOTAL	O	A+	A	B+	B	C	E	Fail	Over all %
Female	113	0	2	20	18	16	26	16	10	
Male	21	0	0	1	3	3	3	7	2	
No. of Students Appeared	127	0	2	21	21	19	29	23	12	
Grade Wise %		0.00	1.57	16.54	16.54	14.96	22.83	18.11	9.45	90.55

CLASS	F.Y.B.A	SEM - II	SUB:	Comm. Skills in English							
	TOTAL	O	A+	A	B+	B	C	E	Fail	Over all %	
Female	111	0	0	5	15	24	24	28	15		
Male	20	0	0	1	0	0	3	8	8		
No. of Students Appeared	121	0	0	6	15	24	27	36	13		
Grade Wise %		0.00	0.00	4.96	12.40	19.83	22.31	29.75	10.74	89.26	

CLASS	F.Y.B.A	SEM - I	SUB:	Psychology - I							
	TOTAL	O	A+	A	B+	B	C	E	Fail	Over all %	
Female	113	3	2	5	6	5	4	10	73		
Male	21	0	0	1	0	0	0	2	16		
No. of Students Appeared	127	3	2	6	6	5	4	12	89		
Grade Wise %		2.36	1.57	4.72	4.72	3.94	3.15	9.45	70.08	29.92	

CLASS	F.Y.B.A	SEM - II	SUB:	Psychology - I							
	TOTAL	O	A+	A	B+	B	C	E	Fail	Over all %	
Female	111	1	7	7	6	9	12	33	36		
Male	20	0	1	0	0	1	0	6	12		
No. of Students Appeared	121	1	8	7	6	10	12	39	38		
Grade Wise %		0.83	6.61	5.79	4.96	8.26	9.92	32.23	31.40	68.60	

CLASS	F.Y.B.A	SEM - I	SUB:	Foundation Course - I						
	TOTAL	O	A+	A	B+	B	C	E	Fail	Over all %
Female	113	1	0	14	9	7	25	22	30	
Male	21	0	0	0	1	1	2	2	13	
No. of Students Appeared	127	1	0	14	10	8	27	24	43	
Grade Wise %		0.79	0.00	11.02	7.87	6.30	21.26	18.90	33.86	66.14

CLASS	F.Y.B.A	SEM - II	SUB:	Foundation Course - I						
		O	A+	A	B+	B	C	E	Fail	Over all %
Female	111	0	0	5	10	15	26	33	22	
Male	20	0	0	1	1	1	1	2	14	
No. of Students Appeared	121	0	0	6	11	16	27	35	26	
Grade Wise %		0.00	0.00	4.96	9.09	13.22	22.31	28.93	21.49	78.51

CLASS	F.Y.B.A	SEM - I	SUB:	Economics - I							
	TOTAL	O	A+	A	B+	B	C	E	Fail	Over all %	
Female	113	0	0	0	5	10	16	8	70		
Male	21	0	0	1	0	1	0	0	16		
No. of Students Appeared	127	0	0	1	5	11	16	8	86		
Grade Wise %		0	0	0.79	3.94	8.66	12.60	6.30	67.72	32.28	

CLASS	F.Y.B.A	SEM - II	SUB:	Economics - I							
	TOTAL	O	A+	A	B+	B	C	E	Fail	Over all %	
Female	111	0	0	0	6	22	21	3	59		
Male	20	0	0	1	0	2	2	0	15		
No. of Students Appeared	120	0	0	1	6	24	23	3	63		
Grade Wise %		0.00	0.00	0.83	5.00	20.00	19.17	2.50	52.50	47.50	

CLASS	F.Y.B.A	SEM - I	SUB:	Geography - I							
	TOTAL	O	A+	A	B+	B	C	E	Fail	Over all %	
Female	113	1	6	8	13	17	15	12	36		
Male	21	0	1	0	1	1	0	2	14		
No. of Students Appeared	127	1	7	8	14	18	15	14	50		
Grade Wise %		0.79	5.51	6.30	11.02	14.17	11.81	11.02	39.37	60.63	

CLASS	F.Y.B.A	SEM - II	SUB:	Geography - I							
	TOTAL	O	A+	A	B+	B	C	E	Fail	Over all %	
Female	111	3	6	15	11	17	19	18	22		
Male	20	0	1	1	1	0	2	5	10		
No. of Students Appeared	121	3	7	16	12	17	21	23	22		
Grade Wise %		2.48	5.79	13.22	9.92	14.05	17.36	19.01	18.18	81.82	

CLASS	F.Y.B.A	SEM - I	SUB:	HINDI							
	TOTAL	O	A+	A	B+	B	C	E	Fail	Over all %	
Female	113	1	2	9	4	8	15	29	40		
Male	21	0	0	2	0	1	1	3	11		
No. of Students Appeared	126	1	2	11	4	9	16	32	51		
Grade Wise %		0.79	1.59	8.73	3.17	7.14	12.70	25.40	40.48	59.52	

CLASS	F.Y.B.A	SEM - II	SUB:	HINDI							
	TOTAL	O	A+	A	B+	B	C	E	Fail	Over all %	
Female	111	7	12	28	12	12	20	9	11		
Male	20	0	3	2	1	2	2	0	10		
No. of Students Appeared	121	7	15	30	13	14	22	9	11		
Grade Wise %		5.79	12.40	24.79	10.74	11.57	18.18	7.44	9.09	90.91	

CLASS	S.Y.B.Com	SEM - III	SUB:	ACC. & FIN. MGT - III						
	TOTAL	O	A	B	C	D	E	Fail	Over all %	
Female	342	105	86	43	47	33	5	23		
Male	238	66	55	34	27	23	4	29		
TOTAL APD.	580	171	141	77	74	56	9	52		
Grade Wise %		29.48	24.31	13.28	12.76	9.66	1.55	8.97	91.03	

CLASS	S.Y.B.Com	SEM - IV	SUB:	ACC. & FIN. MGT - IV					
	TOTAL	O	A	B	C	D	E	Fail	Over all %
Female	343	120	58	37	32	42	28	26	
Male	237	102	37	11	18	25	17	27	
TOTAL APD.	580	222	95	48	50	67	45	53	
Grade Wise %		38.28	16.38	8.28	8.62	11.55	7.76	9.14	90.86

CLASS	S.Y.B.Com	SEM - III	SUB:	COMMERCE - III					
	TOTAL	O	A	B	C	D	E	Fail	Over all %
Female	342	32	55	57	57	58	49	34	
Male	238	15	34	33	48	32	39	37	
TOTAL APD.	580	47	89	90	105	90	88	71	
Grade Wise %		8.10	15.34	15.52	18.10	15.52	15.17	12.24	87.76

CLASS	S.Y.B.Com	SEM - IV	SUB:	COMMERCE - IV					
	TOTAL	O	A	B	C	D	E	Fail	Over all %
Female	343	28	53	50	60	51	66	35	
Male	237	9	32	38	39	47	47	25	
TOTAL APD.	580	37	85	88	99	98	113	60	
Grade Wise %		6.38	14.66	15.17	17.07	16.90	19.48	10.34	89.66

CLASS	S.Y.B.Com	SEM - III	SUB:	BUS. ECO- III					
	TOTAL	O	A	B	C	D	E	Fail	Over all %
Female	342	36	37	45	64	58	22	80	
Male	238	17	20	21	34	43	21	82	
TOTAL APD.	580	53	57	66	98	101	43	162	
Grade Wise %		9.14	9.83	11.38	16.90	17.41	7.41	27.93	72.07

CLASS	S.Y.B.Com	SEM-IV	SUB:	BUS. ECO- IV					
	TOTAL	O	A	B	C	D	E	Fail	Over all %
Female	343	51	58	55	56	53	45	25	
Male	237	21	25	43	37	52	38	21	
TOTAL APD.	580	72	83	98	93	105	83	46	
Grade Wise %		12.41	14.31	16.90	16.03	18.10	14.31	7.93	92.07

CLASS	S.Y.B.Com	SEM - III	SUB:	BUS. LAW-I					
	TOTAL	O	A	B	C	D	E	Fail	Over all %
Female	342	12	30	30	57	60	81	72	
Male	238	3	14	17	26	44	54	80	
TOTAL APD.	580	15	44	47	83	104	135	152	
Grade Wise %		2.59	7.59	8.10	14.31	17.93	23.28	26.21	73.79

CLASS	S.Y.B.Com	SEM - IV	SUB:	BUS. LAW-II					
	TOTAL	O	A	B	C	D	E	Fail	Over all %
Female	343	21	63	50	62	65	46	36	
Male	237	8	33	36	37	43	48	32	
TOTAL APD.	580	29	96	86	99	108	94	68	
Grade Wise %		5.00	16.55	14.83	17.07	18.62	16.21	11.72	88.28

CLASS	S.Y.B.Com	SEM - III	SUB:	ADVERTISING-I					
	TOTAL	O	A	B	C	D	E	Fail	Over all %
Female	342	47	59	49	51	49	43	44	
Male	238	13	33	23	38	41	38	52	
TOTAL APD.	580	60	92	72	89	90	81	96	
Grade Wise %		10.34	15.86	12.41	15.34	15.52	13.97	16.55	83.45

CLASS	S.Y.B.Com	SEM - IV	SUB:	ADVERTISING-II					
	TOTAL	O	A	B	C	D	E	Fail	Over all %
BOYS	343	56	77	50	39	48	46	27	
GIRLS	237	18	35	41	52	31	34	26	
TOTAL APD.	580	74	112	91	91	79	80	53	
Grade Wise %		12.76	19.31	15.69	15.69	13.62	13.79	9.14	90.86

CLASS	S.Y.B.Com	SEM - III	SUB:	F.C-II					
	TOTAL	O	A	B	C	D	E	Fail	Over all %
Female	342	48	77	45	60	69	16	27	
Male	238	15	31	39	49	41	18	45	
TOTAL APD.	580	63	108	84	109	110	34	72	
Grade Wise %		10.86	18.62	14.48	18.79	18.97	5.86	12.41	87.59

CLASS	S.Y.B.Com	SEM - IV	SUB:	F.C-II					
	TOTAL	O	A	B	C	D	E	Fail	Over all %
Female	343	12	63	64	72	65	58	9	
Male	237	6	21	35	42	54	63	16	
TOTAL APD.	580	18	84	99	114	119	121	25	
Grade Wise %		3.10	14.48	17.07	19.66	20.52	20.86	4.31	95.69

CLASS	S.Y.B.A	SEM - III	SUB:	F.C-II					
	TOTAL	O	A	B	C	D	E	Fail	Over all %
Female	81	8	9	18	18	15	5	8	
Male	12	0	2	1	2	3	2	2	
TOTAL APD.	93	8	11	19	20	18	7	10	
Grade Wise %		8.60	11.83	20.43	21.51	19.35	7.53	10.75	89.25

CLASS	S.Y.B.A	SEM - IV	SUB:	F.C-II						
	TOTAL	O	A	B	C	D	E	Fail	Over all %	
Female	81	3	10	10	12	21	19	6		
Male	12	0	0	1	1	2	7	1		
TOTAL APD.	93	3	10	11	13	23	26	7		
Grade Wise %		3.23	10.75	11.83	13.98	24.73	27.96	7.53	92.47	

CLASS	S.Y.B.A	SEM - III	SUB:	ADVERTISING						
	TOTAL	O	A	B	C	D	E	Fail	Over all %	
Female	81	9	11	4	18	12	7	20		
Male	12	1	0	0	2	4	0	5		
TOTAL APD.	93	10	11	4	20	16	7	25		
Grade Wise %		10.75	11.83	4.30	21.51	17.20	7.53	26.88	73.12	

CLASS	S.Y.B.A	SEM - IV	SUB:	ADVERTISING						
	TOTAL	O	A	B	C	D	E	Fail	Over all %	
Female	81	15	8	14	8	18	11	7		
Male	12	2	1	0	1	4	3	1		
TOTAL APD.	93	17	9	14	9	22	14	8		
Grade Wise %		18.28	9.68	15.05	9.68	23.66	15.05	8.60	91.40	

CLASS	S.Y.B.A	SEM - III	SUB:	GEOGRAPHY - II				Fail	Over all %
	TOTAL			O	A	B	C		
Female	81	6	17	10	16	12	11	9	
Male	12	0	2	0	1	2	1	6	
TOTAL APD.	93	6	19	10	17	14	12	15	
Grade Wise %		6.45	20.43	10.75	18.28	15.05	12.90	16.13	83.87

CLASS	S.Y.B.A	SEM - IV	SUB:	GEOGRAPHY - II				Fail	Over all %
	TOTAL			O	A	B	C		
Female	81	3	13	12	22	10	12	9	
Male	12	0	2	1	1	3	3	2	
TOTAL APD.	93	3	15	13	23	13	15	11	
Grade Wise %		3.23	16.13	13.98	24.73	13.98	16.13	11.83	88.17

CLASS	S.Y.B.A	SEM - III	SUB:	GEOGRAPHY - III				Fail	Over all %
	TOTAL			O	A	B	C		
Female	81	24	19	11	9	7	4	7	
Male	12	1	2	2	0	2	3	2	
TOTAL APD.	93	25	21	13	9	9	7	9	
Grade Wise %		26.88	22.58	13.98	9.68	9.68	7.53	9.68	90.32

CLASS	S.Y.B.A	SEM - IV	SUB:	GEOGRAPHY - III						
	TOTAL	O	A	B	C	D	E	Fail	Over all %	
Female	81	27	13	16	7	6	5	7		
Male	12	2	0	4	2	2	2	0		
TOTAL APD.	93	29	13	20	9	8	7	7		
Grade Wise %		31.18	13.98	21.51	9.68	8.60	7.53	7.53	92.47	

CLASS	S.Y.B.A	SEM - III	SUB:	ECONOMICS - II						
	TOTAL	O	A	B	C	D	E	Fail	Over all %	
Female	81	17	16	7	17	6	3	15		
Male	12	1	0	0	3	1	2	5		
TOTAL APD.	93	18	16	7	20	7	5	20		
Grade Wise %		19.35	17.20	7.53	21.51	7.53	5.38	21.51	78.5	

CLASS	S.Y.B.A	SEM - IV	SUB:	ECONOMICS - II						
	TOTAL	O	A	B	C	D	E	Fail	Over all %	
Female	81	10	6	5	10	21	9	20		
Male	12	1	0	0	1	2	3	5		
TOTAL APD.	93	11	6	5	11	23	12	25		
Grade Wise %		11.83	6.45	5.38	11.83	24.73	12.90	26.88	73.1	

CLASS	S.Y.B.A	SEM - III	SUB:	ECONOMICS - III					
	TOTAL	O	A	B	C	D	E	Fail	Over all %
Female	81	5	11	8	10	8	11	28	
Male	12	0	1	1	0	0	1	9	
TOTAL APD.	93	5	12	9	10	8	12	37	
Grade Wise %		5.38	12.90	9.68	10.75	8.60	12.90	39.78	60.22

CLASS	S.Y.B.A	SEM - IV	SUB:	ECONOMICS - III					
	TOTAL	O	A	B	C	D	E	Fail	Over all %
Female	81	8	9	7	9	17	19	12	
Male	12	1	0	0	0	1	5	5	
TOTAL APD.	93	9	9	7	9	18	24	17	
Grade Wise %		9.68	9.68	7.53	9.68	19.35	25.81	18.28	81.72

CLASS	S.Y.B.A	SEM - III	SUB:	PSYCHOLOGY - II					
	TOTAL	O	A	B	C	D	E	Fail	Over all %
Female	81	10	12	9	10	5	0	35	
Male	12	1	0	0	0	1	0	10	
TOTAL APD.	93	11	12	9	10	6	0	45	
Grade Wise %		11.83	12.90	9.68	10.75	6.45	0.00	48.39	51.61

CLASS	S.Y.B.A	SEM - IV	SUB:	PSYCHOLOGY - II						
	TOTAL	O	A	B	C	D	E	Fail	Over all %	
Female	81	13	9	3	9	16	11	20		
Male	12	1	0	0	1	0	2	8		
TOTAL APD.	93	14	9	3	10	16	13	28		
Grade Wise %		15.05	9.68	3.23	10.75	17.20	13.98	30.11	69.89	

CLASS	S.Y.B.A	SEM - III	SUB:	PSYCHOLOGY - III						
	TOTAL	O	A	B	C	D	E	Fail	Over all %	
Female	81	8	11	7	5	13	8	29		
Male	12	1	0	0	1	0	2	8		
TOTAL APD.	93	9	11	7	6	13	10	37		
Grade Wise %		9.68	11.83	7.53	6.45	13.98	10.75	39.78	60.22	

CLASS	S.Y.B.A	SEM - IV	SUB:	PSYCHOLOGY - III						
	TOTAL	O	A	B	C	D	E	Fail	Over all %	
Female	81	20	11	10	8	9	5	18		
Male	12	1	1	1	2	0	1	6		
TOTAL APD.	93	21	12	11	10	9	6	24		
Grade Wise %		22.58	12.90	11.83	10.75	9.68	6.45	25.81	74.19	

SEMESTER WISE RESULT ANALYSIS OF F.Y.B.M.S(A.Y 2016-2017)

CLASS	F.Y.B.M.S	SEM - I	SUB:	Business Communication-I							
	TOTAL	O	A+	A	B+	B	C	D	Fail	Over all %	
Female	67	2	4	18	16	13	5	0	9		
Male	70	0	2	18	11	8	9	8	14		
No. of Students Appeared	137	2	6	36	27	21	14	8	23		
Grade Wise %		1.46	4.38	26.28	19.71	15.33	10.22	5.84	16.79	83.21	

CLASS	F.Y.B.M.S	SEM - I	SUB:	Foundation Course-I							
	TOTAL	O	A+	A	B+	B	C	D	Fail	Over all %	
Female	67	0	5	28	13	7	4	1	9		
Male	70	0	4	13	20	7	10	4	12		
No. of Students Appeared	137	0	9	41	33	14	14	5	21		
Grade Wise %		0	6.57	29.93	24.09	10.22	10.22	3.65	15.33	84.67	

CLASS	F.Y.B.M.S	SEM - I	SUB:	Foundation of Human Skills							
	TOTAL	O	A+	A	B+	B	C	D	Fail	Over all %	
Female	67	0	6	20	10	5	9	1	51		
Male	70	0	3	17	7	6	9	6	48		
No. of Students Appeared	137	0	9	37	17	11	18	7	99		
Grade Wise %		0	6.57	27.01	12.41	8.03	13.14	5.11	27.74	72.26	

CLASS	F.Y.B.M.S	SEM - I	SUB:	Business Economics							
	TOTAL	O	A+	A	B+	B	C	D	Fail	Over all %	
Female	67	1	2	9	10	9	11	6	19		
Male	70	0	2	12	4	8	12	13	19		
No. of Students Appeared	137	1	4	21	14	17	23	19	38		
Grade Wise %		0.73	2.92	15.33	10.22	12.41	16.79	13.87	27.74	72.26	

CLASS	F.Y.B.M.S	SEM - I	SUB:	Introduction to Financial Accounts							
	TOTAL	O	A+	A	B+	B	C	D	Fail	Over all %	
Female	67	5	11	20	4	7	6	4	10		
Male	70	9	8	11	7	10	8	7	10		
No. of Students Appeared	137	14	19	31	11	17	14	11	20		
Grade Wise %		10.22	13.87	22.63	8.03	12.41	10.22	8.03	14.06	85.40	

CLASS	F.Y.B.M.S	SEM - I	SUB:	Business Law							
	TOTAL	O	A+	A	B+	B	C	D	Fail	Over all %	
Female	67	0	2	7	4	6	15	5	28		
Male	70	0	0	2	4	8	6	8	42		
No. of Students Appeared	137	0	2	9	8	14	21	13	70		
Grade Wise %		0	1.46	6.57	5.84	10.22	15.33	9.49	51.09	48.91	

CLASS	F.Y.B.M.S	SEM - I	SUB:	Business Statistics							
TOTAL		O	A+	A	B+	B	C	D	Fail	Over all %	
Female	67	7	5	7	4	11	12	4	17		
Male	70	3	1	16	5	5	11	6	23		
No. of Students Appeared	137	10	6	23	9	16	23	10	40		
Grade Wise %		2.82	5.74	20.65	12.41	11.47	13.24	7.61	26.07	70.80	

SEM II

CLASS	F.Y.B.M.S	SEM - II	SUB:	Business Communication							
TOTAL		O	A+	A	B+	B	C	D	Fail	Over all %	
Female	67	4	5	24	11	14	3	3	3		
Male	69	0	5	14	9	13	13	7	8		
No. of Students Appeared	136	4	10	38	20	27	16	10	11		
Grade Wise %		2.94	7.35	27.94	14.71	19.85	11.76	7.35	8.09	91.91	

CLASS	F.Y.B.M.S	SEM - II	SUB:	Foundation Course							
TOTAL		O	A+	A	B+	B	C	D	Fail	Over all %	
Female	67	2	7	23	10	7	8	5	5		
Male	69	1	4	16	12	6	12	6	12		
No. of Students Appeared	136	3	11	39	22	13	20	11	17		
Grade Wise %		2.21	8.09	28.68	16.18	9.56	14.71	8.09	12.50	87.50	

CLASS	F.Y.B.M.S	SEM - II	SUB:	Business Environment							
TOTAL		O	A+	A	B+	B	C	D	Fail	Over all %	
Female	67	0	6	32	8	13	4	1	3		
Male	69	0	4	27	13	8	7	4	6		
No. of Students Appeared	136	0	10	59	21	21	11	5	9		
Grade Wise %		0	7.35	43.38	15.44	15.44	8.09	3.68	6.62	93.38	

CLASS	F.Y.B.M.S	SEM - II	SUB:	Principle of Management							
TOTAL		O	A+	A	B+	B	C	D	Fail	Over all %	
Female	67	0	4	32	12	10	5	1	3		
Male	69	0	5	24	10	10	9	3	8		
No. of Students Appeared	136	0	9	56	22	20	14	4	11		
Grade Wise %		0	6.62	41.18	16.18	14.71	10.29	2.94	8.09	91.91	

CLASS	F.Y.B.M.S	SEM - II	SUB:	Principles of Marketing							
TOTAL		O	A+	A	B+	B	C	D	Fail	Over all %	
Female	67	3	3	14	9	12	15	5	6		
Male	69	0	0	9	14	12	10	12	12		
No. of Students Appeared	136	3	3	23	23	24	25	17	18		
Grade Wise %		2.21	2.21	16.91	16.91	17.65	18.38	12.50	13.24	86.76	

CLASS	F.Y.B.M.S	SEM - II	SUB:	Industrial Law						
TOTAL		O	A+	A	B+	B	C	D	Fail	Over all %
Female	67	2	6	15	15	11	12	2	4	
Male	69	1	1	18	15	12	14	2	6	
No. of Students Appeared	136	3	7	33	30	23	26	4	10	
Grade Wise %		2.21	5.15	24.26	22.06	16.91	19.12	2.94	7.35	92.65

CLASS	F.Y.B.M.S	SEM - II	SUB:	Business Mathematics						
TOTAL		O	A+	A	B+	B	C	D	Fail	Over all %
Female	67	12	8	14	5	2	5	7	14	
Male	69	14	6	8	6	9	6	7	13	
No. of Students Appeared	136	26	14	22	11	11	11	14	27	
Grade Wise %		19.12	10.29	16.18	8.09	8.09	8.09	10.29	19.85	80.15

SEMESTER WISE RESULT ANALYSIS OF F.Y.B.M.M (A.Y 2016-2017)

CLASS	F.Y.B.M.M	SEM - I	SUB:	Mass Communication						
TOTAL		O	A+	A	B+	B	C	D	Fail	Over all %
Female	34	0	1	9	2	10	7	1	4	-
Male	38	0	0	6	3	5	5	3	16	-
No. of Students Appeared	72	0	1	15	5	15	12	4	20	-
Grade Wise %		0	1.39	20.83	6.94	20.83	16.67	5.56	27.78	72.22

CLASS	F.Y.B.M.M	SEM - I	SUB:	Effective Communication Skills- 1						Fail	Over all %
				O	A+	A	B+	B	C		
	TOTAL										
Female	34	1	4	10	5	5	3	1	5	-	
Male	38	0	2	7	5	5	5	2	12	-	
No. of Students Appeared	72	1	6	17	10	10	8	3	17	-	
Grade Wise %		1.39	8.33	23.61	13.89	13.89	11.11	4.17	23.61	76.39	

CLASS	F.Y.B.M.M	SEM - I	SUB:	History						Fail	Over all %
				O	A+	A	B+	B	C		
	TOTAL										
Female	34	0	0	2	3	7	4	1	17	-	
Male	38	0	0	4	3	2	5	3	21	-	
No. of Students Appeared	72	0	0	6	6	9	9	4	38	-	
Grade Wise %		0	0	8.33	8.33	12.50	12.50	5.56	52.78	47.22	

CLASS	F.Y.B.M.M	SEM - I	SUB:	Introduction to Economics						Fail	Over all %
				O	A+	A	B+	B	C		
	TOTAL										
Female	34	0	1	1	3	4	7	1	17	-	
Male	38	0	0	0	1	1	7	1	28	-	
No. of Students Appeared	72	0	1	1	4	5	14	2	45	-	
Grade Wise %		0	1.39	1.39	5.56	6.94	19.44	2.78	62.50	37.50	

CLASS	F.Y.B.M.M	SEM - I	SUB:	Introduction to Sociology								
	TOTAL	O	A+	A	B+	B	C	D	Fail	Over all %		
Female	34	0	1	1	2	6	9	3	12	-		
Male	38	0	0	1	0	4	6	3	24	-		
No. of Students Appeared	72	0	1	2	2	10	15	6	36	-		
Grade Wise %		0	1.39	2.78	2.78	13.89	20.83	8.33	50	50		

CLASS	F.Y.B.M.M	SEM - I	SUB:	Introduction to Computers								
TOTAL		O	A+	A	B+	B	C	D	Fail	Over all %		
Female	34	1	4	8	7	4	4	0	6	-		
Male	38	1	4	7	5	8	5	1	7	-		
No. of Students Appeared	72	2	8	15	12	12	9	1	13	-		
Grade Wise %		2.78	11.11	20.83	16.67	16.67	12.50	1.39	18.06	81.94		

SEM II

CLASS	F.Y.B.M.M	SEM - II	SUB:	Effective Communication Skills-2								
	TOTAL	O	A+	A	B+	B	C	D	Fail	Over all %		
Female	34	0	0	8	5	12	7	1	1	-		
Male	38	1	1	3	9	6	6	1	11	-		
No. of Students Appeared	72	1	1	11	14	18	13	2	12	-		
Grade Wise %		1.39	1.39	15.28	19.44	25	18.06	2.78	16.67	83.33		

CLASS	F.Y.B.M.M	SEM - II	SUB:	Political Concepts and the Indian Political System						
	TOTAL	O	A+	A	B+	B	C	D	Fail	Over all %
Female	34	0	2	6	6	3	9	4	4	-
Male	38	1	1	1	6	6	8	3	12	-
No. of Students Appeared	72	1	3	7	12	9	17	7	16	-
Grade Wise %		1.39	4.17	9.72	16.67	12.50	23.61	9.72	22.22	77.78

CLASS	F.Y.B.M.M	SEM - II	SUB:	Introduction to Literature						
	TOTAL	O	A+	A	B+	B	C	D	Fail	Over all %
Female	34	0	2	9	8	3	9	0	3	-
Male	38	0	2	4	3	10	3	6	10	-
No. of Students Appeared	72	0	4	13	11	13	12	6	13	-
Grade Wise %		0	5.56	18.06	15.28	18.06	16.67	8.33	18.06	81.94

CLASS	F.Y.B.M.M	SEM - II	SUB:	Principles of Marketing						
	TOTAL	O	A+	A	B+	B	C	D	Fail	Over all %
Female	34	0	4	4	5	3	5	5	8	-
Male	38	0	0	2	4	6	4	3	19	-
No. of Students Appeared	72	0	4	6	9	9	9	8	27	-
Grade Wise %		0	5.56	8.33	12.50	12.50	12.50	11.11	37.50	62.50

CLASS	F.Y.B.M.M	SEM - II	SUB:	Media Psychology								
	TOTAL	O	A+	A	B+	B	C	D	Fail	Over all %		
Female	34	1	0	10	6	8	2	1	6	-		
Male	38	0	1	3	3	5	7	3	16	-		
No. of Students Appeared	72	1	1	13	9	13	9	4	22	-		
Grade Wise %		1.39	1.39	18.06	12.50	18.06	12.50	5.56	30.56	69.44		

CLASS	F.Y.B.M.M	SEM - II	SUB:	Principles of Management								
	TOTAL	O	A+	A	B+	B	C	D	Fail	Over all %		
Female	34	0	5	13	6	2	8	0	0	-		
Male	38	0	4	4	9	4	5	5	7	-		
No. of Students Appeared	72	0	9	17	15	6	13	5	7	-		
Grade Wise %		0	12.50	23.61	20.83	8.33	18.06	6.94	9.72	90.28		

SEMESTER WISE RESULT ANALYSIS OF F.Y.B.A.F (A.Y 2016-2017)

CLASS	F.Y.B.A.F	SEM - I	SUB:	Business communication - I								
	TOTAL	O	A+	A	B+	B	C	D	Fail	Over all %		
Female	41	0	8	24	4	4	1	-	-	-		
Male	30	1	5	17	2	2	2	-	1	-		
No. of Students Appeared	71	1	13	41	6	6	3	-	1	-		
Grade Wise %		1.41	18.31	57.75	8.45	8.45	4.23	-	1.41	98.59		

CLASS	F.Y.B.A.F	SEM - I	SUB:	Foundation Course I						
	TOTAL	O	A+	A	B+	B	C	D	Fail	Over all %
Female	41	2	6	8	6	6	8	2	3	-
Male	30	4	7	5	2	5	4	-	3	-
No. of Students Appeared	71	6	13	13	8	11	12	2	6	-
Grade Wise %		8.45	18.31	18.31	11.27	15.49	16.90	2.82	8.45	91.55

CLASS	F.Y.B.A.F	SEM - I	SUB:	Business Economics I						
	TOTAL	O	A+	A	B+	B	C	D	Fail	Over all %
Female	41	-	1	8	7	9	9	-	7	-
Male	30	-	1	11	2	6	8	-	2	-
No. of Students Appeared	71	-	2	19	9	15	17	-	9	-
Grade Wise %		-	2.82	26.76	12.68	21.13	23.94	-	12.68	87.32

CLASS	F.Y.B.A.F	SEM - I	SUB:	Financial Accounting I						
	TOTAL	O	A+	A	B+	B	C	D	Fail	Over all %
Female	41	19	12	6	2	2	-	-	-	-
Male	30	23	3	3	-	1	-	-	-	-
No. of Students Appeared	71	42	15	9	2	3	-	-	-	-
Grade Wise %		59.15	21.13	12.68	2.82	4.23	-	-	-	100

CLASS	F.Y.B.A.F	SEM - I	SUB:	Commerce I (Business Environment)							
	TOTAL	O	A+	A	B+	B	C	D	Fail	Over all %	
Female	41	-	1	3	9	15	9	-	4	-	
Male	30	-	2	6	6	3	9	2	2	-	
No. of Students Appeared	71	-	3	9	15	18	18	2	6	-	
Grade Wise %		-	4.23	12.68	21.13	25.35	25.35	2.82	8.45	91.55	

CLASS	F.Y.B.A.F	SEM - I	SUB:	Cost Accounting							
TOTAL		O	A+	A	B+	B	C	D	Fail	Over all %	
Female	41	9	5	10	2	6	6	-	3		
Male	30	13	5	9	-	2	1	-	-		
No. of Students Appeared	71	22	10	19	2	8	7	-	3		
Grade Wise %		30.99	14.08	26.76	2.82	11.27	9.86	-	4.23	95.77	

CLASS	F.Y.B.A.F	SEM - I	SUB:	Financial Management							
TOTAL		O	A+	A	B+	B	C	D	Fail	Over all %	
Female	41	15	7	8	1	1	5	2	2	-	
Male	30	14	9	4	1	-	-	-	2	-	
No. of Students Appeared	71	29	16	12	2	1	5	2	4	-	
Grade Wise %		40.85	22.54	16.90	2.82	1.41	7.04	2.82	5.84	94.16	

SEM II

CLASS	F.Y.B.A.F	SEM - II	SUB:	Business Communication II							
	TOTAL	O	A+	A	B+	B	C	D	Fail	Over all %	
Female	41	-	9	20	5	6	-	-	1	-	
Male	30	1	6	13	5	3	2	-	-	-	
No. of Students Appeared	71	1	15	33	10	9	2	-	1	-	
Grade Wise %		1.41	21.13	46.48	14.08	12.68	2.82	-	1.41	98.59	

CLASS	F.Y.B.A.F	SEM - II	SUB:	Foundation Course II							
	TOTAL	O	A+	A	B+	B	C	D	Fail	Over all %	
Female	41	-	4	11	9	8	7	1	1	-	
Male	30	-	2	11	5	6	6	-	-	-	
No. of Students Appeared	71	-	6	22	14	14	13	1	1	-	
Grade Wise %		-	8.45	30.99	19.72	19.72	18.31	1.41	1.41	98.59	

CLASS	F.Y.B.A.F	SEM - II	SUB:	Business Law - II							
	TOTAL	O	A+	A	B+	B	C	D	Fail	Over all %	
Female	41	-	-	4	4	10	11	1	11	-	
Male	30	-	2	6	4	10	2	1	5	-	
No. of Students Appeared	71	-	2	10	8	20	13	2	16	-	
Grade Wise %		-	2.82	14.08	11.27	28.17	18.31	2.82	22.54	77.46	

CLASS	F.Y.B.A.F	SEM - II	SUB:	Business Mathematics							
	TOTAL	O	A+	A	B+	B	C	D	Fail	Over all %	
Female	41	14	10	5	3	6	-	-	3	-	
Male	30	20	3	6	-	1	-	-	-	-	
No. of Students Appeared	71	34	13	11	3	7	-	-	3	-	
Grade Wise %		47.89	18.31	15.49	4.23	9.86	-	-	4.23	95.77	

CLASS	F.Y.B.A.F	SEM - II	SUB:	Financial Accounting							
	TOTAL	O	A+	A	B+	B	C	D	Fail	Over all %	
Female	41	9	8	10	4	3	2	-	5	-	
Male	30	11	4	8	3	1	1	-	2	-	
No. of Students Appeared	71	20	12	18	7	4	2	-	7	-	
Grade Wise %		28.17	16.90	25.35	9.86	5.63	4.23	-	9.86	90.14	

CLASS	F.Y.B.A.F	SEM - II	SUB:	Auditing							
	TOTAL	O	A+	A	B+	B	C	D	Fail	Over all %	
Female	41	-	2	8	13	7	6	1	4		
Male	30	-	-	8	7	3	9	1	2		
No. of Students Appeared	71	-	2	16	20	10	15	2	6		
Grade Wise %		-	2.82	22.54	28.17	14.08	21.13	2.82	8.45	91.55	

CLASS	F.Y.B.A.F	SEM - II	SUB:	Taxation – I (Indirect Taxes)						
TOTAL		O	A+	A	B+	B	C	D	Fail	Over all %
Female	41	37	3	-	-	-	-	-	1	
Male	30	28	2	-	-	-	-	-	-	
No. of Students Appeared	71	65	5	-	-	-	-	-	1	
Grade Wise %		91.55	7.04	-		-	-	-	1.41	98.59

SEMESTER WISE RESULT ANALYSIS OF F.Y.B.B.I(A.Y 2016-2017)

CLASS	F.Y.B.B.I	SEM - I	SUB:	Business Communication-I						
TOTAL		O	A+	A	B+	B	C	D	Fail	Over all %
Female	49	0	11	16	3	11	5	0	3	
Male	19	0	1	6	3	5	0	1	3	
No. of Students Appeared	68	0	12	22	6	16	5	1	6	
Grade Wise %		0.00	17.65	32.35	8.82	23.53	7.35	1.47	8.82	91.18

CLASS	F.Y.B.B.I	SEM - I	SUB:	Foundation Course I						
TOTAL		O	A+	A	B+	B	C	D	Fail	Over all %
Female	49	2	2	2	7	9	5	9	13	
Male	19	0	1	2	1	1	4	3	7	
No. of Students Appeared	68	2	3	4	8	10	9	12	20	
Grade Wise %		2.94	4.41	5.88	11.76	14.71	13.24	17.65	29.41	70.59

CLASS	F.Y.B.B.I	SEM - I	SUB:	Business Economics-I								
	TOTAL	O	A+	A	B+	B	C	D	Fail	Over all %		
Female	49	0	3	13	5	8	12	0	8			
Male	19	0	0	4	2	3	6	0	4			
No. of Students Appeared	68	0	3	17	7	11	18	0	12			
Grade Wise %		0.00	4.41	25.00	10.29	16.18	26.47	0.00	17.65	82.35		

CLASS	F.Y.B.B.I	SEM - I	SUB:	Principles of Management								
	TOTAL	O	A+	A	B+	B	C	D	Fail	Over all %		
Female	49	0	1	6	6	12	14	3	7			
Male	19	0	0	2	0	5	3	2	7			
No. of Students Appeared	68	0	1	8	0	17	17	5	14			
Grade Wise %		0	1.47	11.76	22.45	25.00	25.00	7.35	20.59	79.41		

CLASS	F.Y.B.B.I	SEM - I	SUB:	Environment and Management of Financial Services								
	TOTAL	O	A+	A	B+	B	C	D	Fail	Over all %		
Female	49	4	7	11	11	6	7	0	3			
Male	19	1	0	4	4	4	2	2	2			
No. of Students Appeared	68	5	7	15	15	10	9	2	5			
Grade Wise %		7.35	10.29	22.06	22.06	14.71	13.24	2.94	7.35	92.65		

CLASS	F.Y.B.B.I	SEM - I	SUB:	Financial Accounting-I						
TOTAL		O	A+	A	B+	B	C	D	Fail	Over all %
Female	49	2	4	12	7	6	7	4	7	
Male	19	1	2	0	0	5	3	0	8	
No. of Students Appeared	68	3	6	12	7	11	10	4	15	
Grade Wise %		4.41	8.82	17.65	10.29	16.18	14.71	5.88	22.06	77.94

CLASS	F.Y.B.B.I	SEM - I	SUB:	Quantitative Methods-I						
TOTAL		O	A+	A	B+	B	C	D	Fail	Over all %
Female	49	8	7	5	7	7	5	3	7	
Male	19	0	5	1	1	1	4	0	6	
No. of Students Appeared	68	8	12	6	8	8	9	3	13	
Grade Wise %		11.76	17.65	08.82	13.24	11.76	13.24	14.41	19.12	80.88

SEM II

CLASS	F.Y.B.B.I	SEM - II	SUB:	Business Communication- II						
TOTAL		O	A+	A	B+	B	C	D	Fail	Over all %
Female	49	1	2	19	9	9	3	2	4	
Male	19	0	0	4	2	2	9	2	0	
No. of Students Appeared	68	1	2	23	11	11	12	4	4	
Grade Wise %		1.47	2.94	33.82	16.18	16.18	17.65	5.88	5.88	94.12

CLASS	F.Y.B.B.I	SEM - II	SUB:	Foundation Course-II							
	TOTAL	O	A+	A	B+	B	C	D	Fail	Over all %	
Female	49	0	2	8	8	13	11	1	6		
Male	19	0	0	2	1	6	8	2	0		
No. of Students Appeared	68	0	2	10	9	19	19	3	6		
Grade Wise %		0.00	2.94	14.71	13.24	27.94	27.94	4.41	08.82	91.18	

CLASS	F.Y.B.B.I	SEM - II	SUB:	Organizational Behavior							
	TOTAL	O	A+	A	B+	B	C	D	Fail	Over all %	
Female	49	1	4	15	13	7	7	0	2		
Male	19	0	1	5	5	3	4	1	0		
No. of Students Appeared	68	1	5	20	18	10	11	01	2		
Grade Wise %		1.47	7.35	29.41	26.47	14.71	16.81	1.47	2.94	97.06	

CLASS	F.Y.B.B.I	SEM - II	SUB:	Business Law							
	TOTAL	O	A+	A	B+	B	C	D	Fail	Over all %	
Female	49	0	0	2	1	3	2	7	34		
Male	19	0	0	0	0	1	1	3	14		
No. of Students Appeared	68	0	0	2	1	4	3	10	48		
Grade Wise %		0.00	0	2.94	1.47	5.88	4.41	14.71	70.59	29.41	

CLASS	F.Y.B.B.I	SEM - II	SUB:	Principles and Practices of Banking and Insurance						
TOTAL		O	A+	A	B+	B	C	D	Fail	Over all %
Female	49	1	4	3	6	8	19	2	6	
Male	19	0	0	2	1	6	5	3	2	
No. of Students Appeared	68	1	4	5	7	14	24	5	8	
Grade Wise %		1.47	5.88	7.35	10.29	20.59	35.29	7.35	11.76	88.24

CLASS	F.Y.B.B.I	SEM - II	SUB:	Financial Accounting-II						
TOTAL		O	A+	A	B+	B	C	D	Fail	Over all %
Female	49	2	0	5	2	5	3	0	32	
Male	19	0	1	1	0	0	3	0	14	
No. of Students Appeared	68	2	1	6	2	5	6	0	46	
Grade Wise %		2.94	1.47	8.82	2.94	7.35	8.82	0	67.65	32.35

CLASS	F.Y.B.B.I	SEM - II	SUB:	Quantitative Methods-II						
TOTAL		O	A+	A	B+	B	C	D	Fail	Over all %
Female	49	2	5	11	5	9	5	1	11	
Male	19	0	1	4	2	4	3	4	1	
No. of Students Appeared	68	2	6	15	7	13	8	5	12	
Grade Wise %		2.94	8.82	22.06	10.29	19.12	11.76	7.35	17.65	82.35

SEMESTER WISE RESULT ANALYSIS OF F.Y.B.F.M (A.Y 2016-2017)

CLASS	F.Y.B.F.M	SEM - I	SUB:	Business Communication							
	TOTAL	O	A+	A	B+	B	C	D	Fail	Over all %	
Female	29	2	5	6	10	1	3	1	1	-	
Male	41	1	5	12	11	8	-	-	4	-	
No. of Students Appeared	70	3	10	18	21	9	3	1	5	-	
Grade Wise %		4.29	14.29	25.71	30	12.86	4.29	1.43	7.14	92.86	

CLASS	F.Y.B.F.M	SEM - I	SUB:	Foundation Course-I							
	TOTAL	O	A+	A	B+	B	C	D	Fail	Over all %	
Female	29	1	1	5	3	6	5	-	8	-	
Male	41	-	2	4	7	6	7	1	14	-	
No. of Students Appeared	70	1	3	9	10	12	12	1	22	-	
Grade Wise %		1.43	4.29	12.86	14.29	17.14	17.14	1.43	31.43	68.57	

CLASS	F.Y.B.F.M	SEM - I	SUB:	Business Environment							
	TOTAL	O	A+	A	B+	B	C	D	Fail	Over all %	
Female	29	-	-	3	5	3	9	3	6	-	
Male	41	-	-	3	3	8	12	2	13	-	
No. of Students Appeared	70	-	-	6	8	11	21	5	19	-	
Grade Wise %		-	-	8.57	11.43	15.71	30	7.14	27.14	68.29	

CLASS	F.Y.B.F.M	SEM - I	SUB:	Business Economics							
	TOTAL	O	A+	A	B+	B	C	D	Fail	Over all %	
Female	29	-	2	-	2	4	3	-	18		
Male	41	-	-	4	-	2	3	1	31		
No. of Students Appeared	70	-	2	4	2	6	6	1	49		
Grade Wise %		-	2.86	5.71	2.86	8.57	8.57	1.43	70	30	

CLASS	F.Y.B.F.M	SEM - I	SUB:	Financial Accounting							
	TOTAL	O	A+	A	B+	B	C	D	Fail	Over all %	
Female	29	5	11	8	2	2	-	-	1	-	
Male	41	4	11	18	5	2	-	-	1	-	
No. of Students Appeared	70	9	22	26	7	4	-	-	2	-	
Grade Wise %		12.86	31.43	34.14	10	5.71	-	-	2.86	97.14	

CLASS	F.Y.B.F.M	SEM - I	SUB:	Intro to Financial System							
	TOTAL	O	A+	A	B+	B	C	D	Fail	Over all %	
Female	29	-	2	5	5	2	1	1	13	-	
Male	41	1	-	4	1	4	8	7	16	-	
No. of Students Appeared	70	1	2	9	6	6	9	8	29	-	
Grade Wise %		1.43	2.86	12.86	8.57	8.57	12.86	11.43	41.43	58.57	

CLASS	F.Y.B.F.M	SEM - I	SUB:	Business Mathematics							
TOTAL		O	A+	A	B+	B	C	D	Fail	Over all %	
Female	29	4	1	5	1	6	-	-	12	-	
Male	41	3	7	3	2	6	2	-	18	-	
No. of Students Appeared	70	7	8	8	3	12	2	-	30	-	
Grade Wise %		10	11.43	11.43	4.29	17.14	2.86	-	42.86	57.14	

SEM II

CLASS	F.Y.B.F.M	SEM - II	SUB:	Business Communication II							
TOTAL		O	A+	A	B+	B	C	D	Fail	Over all %	
Female	29	2	5	13	4	1	2	-	2	-	
Male	40	-	3	15	11	5	3	1	2	-	
No. of Students Appeared	69	2	8	28	15	6	5	1	4	-	
Grade Wise %		2.90	11.59	40.58	21.74	8.70	7.25	1.45	5.80	94.20	

CLASS	F.Y.B.F.M	SEM - II	SUB:	Foundation Course II							
TOTAL		O	A+	A	B+	B	C	D	Fail	Over all %	
Female	29	-	2	12	4	3	8	-	-	-	
Male	40	-	-	5	6	11	14	1	3	-	
No. of Students Appeared	69	-	2	17	10	14	22	1	3	-	
Grade Wise %		-	2.90	24.64	14.49	20.29	31.88	1.45	4.35	95.65	

CLASS	F.Y.B.F.M	SEM - II	SUB:	Environmental Science								
TOTAL		O	A+	A	B+	B	C	D	Fail	Over all %		
Female	29	2	3	12	4	3	2	-	3	-		
Male	40	-	2	2	6	7	11	5	7	-		
No. of Students Appeared	69	2	5	14	10	10	13	5	10	-		
Grade Wise %		2.90	7.25	20.29	14.49	14.49	18.84	7.25	14.49	85.51		

CLASS	F.Y.B.F.M	SEM - II	SUB:	Computer Science								
TOTAL		O	A+	A	B+	B	C	D	Fail	Over all %		
Female	29	1	9	12	2	2	2	1	-	-		
Male	40	1	4	16	6	9	2	1	1	-		
No. of Students Appeared	69	2	13	28	8	11	4	2	1	-		
Grade Wise %		2.90	18.84	40.58	11.59	15.94	5.80	2.90	1.45	98.55		

CLASS	F.Y.B.F.M	SEM - II	SUB:	Financial Accounting II								
TOTAL		O	A+	A	B+	B	C	D	Fail	Over all %		
Female	29	11	7	6	2	2	1	-	-	-		
Male	40	5	7	15	6	3	3	-	1	-		
No. of Students Appeared	69	16	14	21	8	5	4	-	1	-		
Grade Wise %		23.19	20.29	30.43	11.59	7.25	5.80	-	1.45	98.55		

CLASS	F.Y.B.F.M	SEM - II	SUB:	Principles of Management						
TOTAL		O	A+	A	B+	B	C	D	Fail	Over all %
Female	29	-	3	6	5	5	6	-	4	-
Male	40	-	-	3	5	10	13	4	5	-
No. of Students Appeared	69	-	3	9	10	15	19	4	9	-
Grade Wise %		-	4.35	13.04	14.49	21.74	27.54	5.80	13.04	86.96

CLASS	F.Y.B.F.M	SEM - II	SUB:	Business Statistics						
TOTAL		O	A+	A	B+	B	C	D	Fail	Over all %
Female	29	11	3	4	1	4	1	1	4	-
Male	40	6	8	8	4	2	6	2	4	-
No. of Students Appeared	69	17	11	12	5	6	7	3	8	-
Grade Wise %		24.64	15.94	17.39	7.26	8.70	10.14	4.35	11.59	88.41

N.S.S.

The NSS Unit of the college comprising of 150 Volunteers, conducted a number of activities during the academic year 2016-2017. The major activities conducted by the NSS Unit on an ongoing basis throughout the year were:

Dr. Vivek J. Chaubey, NSS In charge attended a 7 day Yoga Instructor Workshop at Kaivalya Dham 23th to 29th May 2016. Yoga training for NSS volunteers was held on the college terrace from 13th to 20th June 2016. From 15th to 21st June 2016 Yoga training at university level was conducted by University of Mumbai and Kaivalya Dham for students. 41 volunteers, non NSS students, and staff performed yoga asanas demonstrated by the trained NSS volunteers, held in the college auditorium to celebrate International Yoga Day on 21st June 2016.

40 students were involved in the tree plantation activity at Sanjay Gandhi National Park on 1st July 2016. On 5th July 2016, Vice Principal Prof. V.G. Suchak inaugurated the Eco Club. He spoke about the importance of preserving the environment. Dr. Prakash Dongre made a presentation on "Environment" and showed a video on preservation of natural resources. 6 volunteers rendered help to Traffic Police to control traffic near Marve Road, and Malad station from 8th to 15th July 2016.

On 18th July 2016, Vice Principal Prof. V.G. Suchak planted a sapling as token of importance of planting trees to save our environment. 32 students and staff joined the program. On the same day 21 students attended the Foundation Day organized by University of Mumbai. On 21st July 2016, 25 students and 3 staff went to Arnala and planted 60 saplings of Casuarina. Tree plantation was inaugurated by the present and former Sarpanch of Arnala.

On 25th July 2016, Ophthalmologist, Dr. Jenin Patel delivered a talk on "Eye Care". She spoke about the importance of eye care and diseases afflicting the young and elderly population. On 27th July 2016, Talk on "Environmental Laws" by Dr. Shridhar Munde. He highlighted about the various laws provided by the constitution of India for preservation of the environment. On 28th July 2016, Talk on "Connection of Mind, Body and Energy" level by Zenobia Khodaiji and Namrata Thakkar. Prof. Vaishali Ghodeswar and Dr. Rupal Shah attended NSS Orientation Training from 28th July 2016 to 3rd August 2016. Swachha Bharat Abhiyan Competition was organised on 3rd August 2016.

A talk on, 'Monsoon Related Diseases' by BMC officials was conducted on 5th August 2016. On 5th August 2016, a camp for registration of voters and friendship day was celebrated. NSS

Orientation for FYBCOM students was conducted on 6th August 2016. A free Health Camp in collaboration with Star Health and Allied Insurance Company Limited was conducted on 6th August 2016. Students of NSS participated in ‘Quit Smoking’, an awareness campaign organized by the International Association of Lions Club on 8th August 2016. They also participated in ‘Quit India Movement Celebration’ at August Kranti Maidan on 9th August 2016.

In order to commemorate Kranti Diwas a street play was performed in college premises on 9th August 2016. Members of NSS unit attended Leadership Training Camp from 9th to 13th August 2016. On Occasion of Raksha Bhandhan, there was sale of Rakhis from 10th to 13th August wherein 3500 rakhis were sold. Ms. Mamta Matwankar, SYBCOM won the First prize at the Inter-Collegiate Poster Making Competition at R.D. & S.H. National College on the theme ‘Swachhta – Towards Healthier Tomorrow’ on 12th August 2017.

Khandwala Organ Donation Awareness Cell was inaugurated on 13th August 2016. Students performed street play at Film City on 15th August 2016. Swachhta Rally and Oath taking ceremony was organized on 16th August 2016. A talk on, ‘Energy Conservation’ by Avdhesh Pandya from Reliance Energy was conducted on 27th August 2016. Mr. Hemant Kolambkar delivered a talk on, ‘National Integration’ on 31st August 2016. First Blood Donation Drive was conducted on 1st September 2016 and 102 units of blood was collected. A street play on Cleanliness was organised on 10th September 2016. NSS volunteers rendered their services to Traffic Police on the occasion of Ganapati Visrajan on 15th September 2016.

N.S.S unit paid tribute to soldiers on 21st September 2016. N.S.S Unit of D.T.S.S College organized 'Yuvak Melava' wherein Sunny Singh and Kajal Pal bagged second prize in Quiz competition, Mamta Matwankar walked away with First prize in Poster making competition on 24th September 2016.

Poster making competition on ‘Road Safety’ was organized on 25th September 2016 wherein first prize was procured by Mahesh Jadeja, SYBCom, Prathmesh Patel from FYBCom acquired second prize & third prize was shared between Sapna Veena, SYBCom and Kajal Pal, FYBCom. ‘Swachh Bharat Abhiyan’ poster making competition was organized on 26th November 2016 in which first prize was bagged by Christina Pullikottil, SYBA. A talk was delivered by Ms. Anita Bhoi from MDAC on awareness of HIV/AIDS on 27th September 2016. Two students participated at Chetna College for the selection at district level in Utkarsh on 27th September 2016

An interactive session on, ‘Gender Sensitization’ was conducted by Ms. Zenobia Khodaji on 28th September 2016. N.S.S volunteers attended, ‘I Quit Tobacco - Sensitization program’, an anti- tobacco initiative organized by R. D. and S.H. National College on 28th September 2016. Poster Making Competition on ‘Organ Donation’ was organized on 29th September 2016.

N.S.S volunteers participated in 'Bhajan Sandhya' organized on account of International Day of Peace and Nonviolence by University of Mumbai and Swachhata Abhiyan at Malad Station on 2nd October 2016. Students even participated in district level 'Disaster Management Preparedness Training' at B.K.Shroff College, Kandivali from 3rd to 7th October 2016. Ms. Mittal Thakkar attended the National Level Adventure Camp at Dharmsala, Himachal Pradesh from 5th to 14th October 2016.

To create awareness among the general public about voting and the electoral process an, 'Electoral Process Awareness Rally' was organized from the College to Liberty Garden on 7th October 2016. N.S.S volunteers participated in the, 'Run for Unity Rally' organized by Mumbai University on 31st October 2016. A workshop on Personality Development and Life Skills Development was organized on 13th and 14th November 2016.

A talk on, 'Public Interest Litigation and Consumer Rights' was conducted by Prof. Shreedhar Munde on 23rd November 2016. A talk on, 'Waste Management' by Ajay Raput was organized on 24th November 2016. On account of Flag Day Poster Making Competition on the topic, 'Evolution and Making of the Indian Flag' was conducted on 25th November 2016. Frist prize was procured by Magheswari Nadar, second Prize was bagged by Melbia Nadar & third Prize was acquired by Pratima Yadav.

A talk on, 'National Integration' was given by Snehal Dhonde, Principal of Jaiswal College on 26th November 2016. Poster Making Competition on, 'World's Aids Day' on 1st December 2016. Frist prize was procured by Nikita Pillai, SYBCom, second prize was bagged by Mamta Matwankar, SYBCom & third prize was acquired by Rajani Choubey, FYBCom

'Swachhata Rally' was organized at Arnala on 3rd December 2016. Blood Donation Drive was conducted on 8th December 2016 wherein 106 units of blood was collected. 7 Days Residential Rural Camp at Arnala was organized from 17th to 23rd December 2016. Gaurav Jain participated in the University Level Camp held from 9th to 15th January 2017 at Ratnagiri. NSS Certificate Distribution ceremony was held on 4th February 2017. The 'Voter Awareness Rally' was arranged from Smt. K. G. Mittal College to Nagindas Khandwala College on 15th February 2017. N.S.S volunteers attended Workshop on 'Ek Bharat Shreshtha Bharat' at Rizvi College on 22nd and 23rd February 2017.

NSS unit also carries out various activities like 'Swachh Bharat Abhiyan', Paper bags distribution with social messages, Reuse of waste Old Clothes, Toys and Newspaper. This year bits of papers like bus tickets and other papers which are torn were collected and given to make books which will distributed to under privileged children. NSS are also part of Save Electricity Project.

Sr.No	ACTIVITY	DATE	M/F	TOTAL
1.	International Yoga Day	21/06/16	13/28	41
2.	Tree Plantation (National Park)	01/07/16	19/21	40
3.	Inauguration of Eco Club	05/07/16	20/32	32
4.	Helping Traffic Police	08/07/16 to 15/07/16	3/3	06
5.	Tree Plantation N.K.College	18/07/16	22/26	48
6.	Foundation Day (UOM)	18/07/16	8/13	21
7.	Old Paper Collection	18/07/16 to 23/07/16	8/5	13
8.	Tree Plantation (Arnala)	21/07/16	13/12	25
9.	Talk on basic eye care	25/07/16	24/61	85
10.	Talk on Environmental Laws	27/07/16	27/42	69
11.	Talk on connection of mind, body & energy level	28/07/16	30/45	75
12.	Talk on Monsoon related diseases	5/08/16	21/52	73
13.	Voters Registration	05/08/16	-/52	52
14.	Friendship Day Celebration	05/08/16	1/10	11
15.	Free Health Camp	06/08/16	11/6	17
16.	Quit smoking awareness campaign	8/8/16	49/60	109
17.	Quit India Movement Celebration	9/8/16	-	51
18.	Street Play –Krantī Divas	9/8/16	14/7	21
19.	Sale of Rakhis	10/8/16- 13/08/16	17/16	33
20.	Intercollegiate Poster Camp	12/08/16		

21.	Khandwala organ Donation Awareness Cell	13/08/16	101/140	241
22.	Independence Day	15/08/16	-	
23.	Independence Day –Street Play	15/08/16	9/7	16
24.	Swachata Rally & Oath taking	16/8/16	60/90	150
25.	Swacha Bharat Abhiyaan	17/18/16 to 18/08/16	56/80	136
26.	Independence Day – University	22/08/16	2/2	4
27.	Talk (Energy Conservation)	27/08/16	32/20	52
28.	Rally for cleanliness	30/08/16	40/46	86
29.	Walkathon	30/08/16	8/16	24
30.	Talk (National Integrities)	31/08/16	30/34	64
31.	Blood Donation Drive	01/09/16	21/14	35
32.	Street play (Ganpati)	10/09/16	7/5	12
33.	Ganpati Visarjan	15/09/16	9/2	11
34.	Shradhanjali to Soldiers	29/29/16	13/2	15
35.	Nss Day Celebration Week	24/09/16	-	
36.	Yuwak Melava	24/09/16	2/2	4
37.	Road Safety	25/09/16	11/7	18
38.	Swacha Bharat Abhiyan	26/09/16	-	
39.	Talk on HIV awareness	27/9/16	13/27	40
40.	Gender Sentisation	28/09/16	32/62	94
41.	Quit Tobacco	28/09/16	3/3	6
42.	Poster Making (Organ Donation)	29/09/16	-	

43.	Bhajan Sandhya (International Day of peace and non-voilence)	2/10/16	7/11	18
44.	Swachata Abhiyaan	2/10/16	6/7	13
45	Disaster Management Preparedness Training	3/10 to 7/10/16	-	2
46.	National Level Adventure Camp	5/10 to 14/10/16	1/0	1
47.	Electoral Process Awareness Rally	7/10/16	-	300
48.	Visit to Keshavsrishti	27/10/16	-	3
49.	Release of University Magazine	28/10/16	4/1	5
50.	Run for Unity	31/10/16	8/1	9
51	Personality Development and Life Skills Development Workshop	13/10 to 14/10/16	-	100
52.	Traffic Police Training	17/11to 2/12/16	4/3	7
53.	Fund Collection	22/11/2016	6/6	12
54.	Talk on PIL and Consumer Rights	23/11/2016	16/29	45
55.	Waste Management	24/11/2016	15/20	35
56.	Flag Day	25/11/2016		
57.	Poster Making Competition	25/11/2016		11
58.	National Integration Talk	26/11/2016	14/53	67
59.	Anti Dowry Rally	26/11/2016	6/11	17
60.	Poster Making	7/12/16		7
61.	Swacchata Bharat Rally	3/12/16	11/5	16

62.	2 nd Blood Donation Drive	8/12/16	11/10	21
63.	Residential Rural Camp (Arnala)	17/12to 23/12/16	36/27	63
64.	Street Play Competition	9/1/2017	8/5	13
65.	University Level NSS Camp	9/1to 15/1/2017	1/0	1
66.	Central Level Competition	13/1 to 16/1/2017	-	36
67.	Poster Making Competition	6/2/2017	-	2
68.	Attended Zapurza	9/2/2017	-	
69.	Road Safety Campaign	13/2/2017	7/4	11
70.	Voters Awareness Rally	13/2/2017	7/4	11
71.	Workshop- Ek Bharat Shreshtha Bharat	22/2to 23/2/2017	-	4
	Total		936/1724	2660

ROTARACT CLUB OF KHANDWALA COLLEGE

The rotaract year commenced from 1st July 2015. This day we had our very first event with the district rotaract known as 'AARAMBH' which included Blood Donation and Food Distribution. We had 'CHAKACHAK' Campaign, a cleanliness drive at Borivali station. An initiative inspired by 'Swatch Bharat Abhiyan'. On 2nd August we celebrated Friendship Day with Rotaract Club of KES College. 11 August 2015 was our second Installation Ceremony, where Rtr.Devang Gilitwala & his team had their outgoing & Rtr.Hemang Bengali & his team had their incoming. We have our interact club which had its installation on the next day. On 15th of August on the occasion of Independence Day, 'TIRANGAA MERI SHAAN' was initiated. We hoisted flag with police officers and distributed chocolates. KALAAM KO SALAAM was an educational quiz competition for school students to enhance their knowledge about our Late President Dr.A.P.J.Abdul Kalam. We had eco-friendly Ganpati festival, where our students in association with Times Group participated in making Ganesh Idols using clay followed by cleanliness drive at Chowpaty. A visit to a municipal hospital was organized where patients suffering from TB were offered help. Post winter break we visited the Navy school. The aim was to increase bonds with Rotary and to learn more about Indian defence force. Members along with Non Rotaractors visited a defence ship indeed making us feel proud of India. RCK continues its bit towards the society. RCK further had a donation drive known as 'VASTRADAAN' where the students of our own college donated clothes. Recently we have RCK MELA having stalls of food, games, t-shirts, chocolates, tattoo making and many more. It was a two days event which made the college campus lively. Since the rotaract year ends only on 31st July, RCK has many more events in the pipeline.

NKARE SOCIAL CELL

A Tree plantation drive in collaboration with Rotract club of Khandwala was organised on 8th August, 2016 where almost 15 students took active part in planting saplings in the Malad area. Students actively indulged in Rakhi and Chocolate sale on 11th, 12th and 13th August 2016. The profits generated will be used to sponsor the fees of selected students of N.L.High School in the next academic year. A Pre-Independence Day awareness drive was conducted in the campus on 13th August 2016. The main objective of the drive was to make the students aware about the facts relating to our nation and Independence Day.

Around 18 social cell students took part in 'Juhu beach cleanliness drive' on 16th September 2016 to clean up the beach after the immersions of Ganesh idols. On 8th December 2016 the social cell joined hands with the NSS unit for Blood Donation Camp. In which around 10 social cell members volunteered and many others donated blood for the noble cause. A visit to old age home was organized on 23rd February 2017 at St. Joseph old age home in Goregoan (east) where the students arranged games for the elderly people and made them sing, dance and pray for their wellbeing. The home for elderly was attended by 12 students.

ANNEXURE – IV (d)

GANDHIAN STUDIES CENTRE

Around 120 students enrolled as members of the Centre in this Academic Year.

The following activities were conducted during this academic year.

- 1) On July 5, an Essay- Writing Competition was conducted on Topics like Mahatma Gandhi: Charismatic Leader and Visionary, Gandhian Values for a Sustainable Future, The Impact of Our Father of the Nation on the rest of the world.
- 2) On July 26, a Slogan- Writing and Poster- Making Competition was organized on the Topic ‘Peace’ and ‘Say No to Nuclear Weapons’.
- 3) August 6, was observed as Hiroshima Day. The Pledge against Nuclear Weapons was taken in all classes led by the members of the Centre.
- 4) On September 1, Abhiraj Patil and Ashwini Sulkarlu from MA Economics Part II and Khushali Changela and Avani Keniya from TYBA Economics participated in The Round Table Conference “Peace is Good Business” at the Jankidevi Bajaj Institute of Management Studies and Research.
- 5) As a part of the ongoing campaign “SAY NO TO PLASTIC” an Exhibition-cum-Sale of Cloth bags was held on September 2 and 3 with the twofold objectives of ‘Inclusive Growth’ and ‘Protection of the environment’. These cloth bags have been stitched by marginalised women identified by the students. Patriotic messages were painted on these bags by the volunteers.
- 6) On October 2, Gandhi Jayanti around 45 students participated in a Self-composed Poetry Recitation Competition, a Debate, a Group discussion, an Elocution Competition and Just A Minute on Gandhian Values, the Swachh Bharat Campaign and other such topics.
- 7) Khushali Changela from TYBA Economics won the Third Prize and Trupti Wadher from SYBCom won the Consolation prize in the Essay-writing competition conducted by Mani Bhavan and Gandhi Smarak Nidhi and 6 Students participated in the Essay-writing competition conducted by the Gandhian Studies Centre of Dr. BMN College of Home Science on account of Gandhi Jayanti.
- 8) A Drawing Competition was organized for the students of N.L. and MKES schools on 5th October.
- 9) On December 20 a cloth and jute Bag-making competition was organized.
- 10) On January 13 a Gandhian film show and group discussion was organized.

- 11) On January 30 Martyrs' Day around 70 students participated in bhajans, patriotic songs, skits, recited Self-composed poems and songs on Bapu. With the Gandhian objective of protecting the village economy an Exhibition-cum-Sale of Warli Art cloth and jute articles prepared by the Adivasi Sahaj Shikshan Pariwar from Palghar was also organised as a part of the ongoing campaign "SAY NO TO PLASTIC".
- 12) 147 students appeared for The Peace Examination was conducted on February 9 in collaboration with Mumbai Sarvoday Mandal and 210 books on the abridged autobiography of Mahatma Gandhi were sold at our Centre. Nidhi Parmar from TYBA Economics was the Topper.
- 13) Dhvani Shah from TYBCom was adjudged Outstanding Performer and Avani Keniya from TYBA Economics was adjudged Best Volunteer.

DEMAND RATIO

Sr.No.	Course	No. of Applicaton	No. of Students Admitted	Demand Ratio
1	FYBCOM	1405	714	1.96
2	FYBA	255	132	1.93
3	FYBMS	1208	137	8.81
4	FYBCOM (A&F)	874	71	12.30
5	FYBCOM (B&I)	300	68	4.41
6	FYBCOM (FM)	224	69	3.24
7	FYBMM	461	72	6.40
8	FYBSC (I.T)	579	124	4.66
9	FYBSC(CS)	124	68	1.82
TOTAL		5430	1455	3.73

Note : Demand Ratio is calculated by dividing the number of application received in the particular programme by the number of students actually admitted.

STUDENTS' COUNCIL

The Students' Council, thanks to the support and enthusiasm of the Principal, Faculty and students witnessed an eventful academic year. Around 90 students represented Nagindas Khandwala College at various intercollegiate festivals, winning awards and recognition all across Mumbai. Our students were adjudged Overall Champions of the intercollegiate festivals of MKES, Ismail Yusuf College and Vidya Vikas. Our College was the first runner up at Chakravyuh, the festival of KES College and the second runner up at Dalmia Lions Utsav (Dalmia College). Some of our students and groups deserve an honourable mention for their winning streak this year. Fashionistas, the Fashion Show Group won the first prize in the Fashion Show Competition in the intercollegiate festivals of Rizvi Law College, Ritumbhara College and Ismail Yusuf College. They were the first runner up group at KES and Amity University.

Our Beatbreakerz were on a winning streak as usual. They came first in Dance Competitions held at Jai Hind, Elphinstone, MMK, Ismail Yusuf, and at Malad Fest. They were the first runners up in Group Dance at Dahanukar and the Street Dance Competition at Ismail Yusuf, and second runners up in the Street Dance Competition of Enigma at Poddar. They were also invited to perform at The Lalit for 'Love Dose', a Valentine's Day Event organised by Rock Age Entertainment. They also featured on the television channel ABP MAJA to promote and launch a new gaming app. Earlier this year, they also featured in a music video! Abhigyan Das from BMS section represented our college and came first in singing competitions at various college fests, namely Enigma at Poddar, Malhar at St. Xavier's and Lions Utsav at Dalmia. He also came in third in Artbeat, the fest of KES. Similarly, Priya Shetty from FYBA won the Personality Contests at MKES, Dalmia, Elphinstone, Ismail Yusuf College and Saraf College. She bagged the First Prize in Mono Acting and Elocution at Elphinstone College and KES College respectively. She came Second in Poetry Writing in Mauj, the festival of Saraf College and third in Mono Acting at TVM College. With students such as these, it is only a matter of time that NK - ICE becomes a recognised brand across all colleges in Mumbai!

Our students were busy in the campus as well, striving to make it lively with one day events and festivals. In July the FYBCom and FYBA students were welcomed to the Degree College

with an evening of Socialisation by the Students' Council members. In August, the students organised Friendship Day, which saw the campus abuzz with activity. From August 30 to September 1 2015, Aagman, the intra collegiate Festival was held in the campus. All the sections of the college strived together to make it a roaring success. On 07 January 2016, the students celebrated the New Year with the College's Annual Day at Prabhodhankar Thackeray Auditorium, where once again the students showcased their many talents. From 26 January to 30 January 2016, the Students' Council of the Aided Section organised the intercollegiate festival Springz 16' – the Season of Mauj. The festival saw an unprecedented participation of over forty colleges from all over the city, keenly competing in forty four events to grab the Best College trophy. On 8 February, Sari and Tie Day was organised, which saw students flaunting their best outfits in the campus. At the time of writing this report the second and third year students were busy organising the Farewell Party for the third year students of Commerce and Arts. All in all, it has been an eventful year thanks to the untiring efforts of the Students' Council.

The Nagindas Khandwala Dramatics (NKD) team once again bagged prizes in various intercollegiate festivals and theatre competitions. Our students came first in drama competitions held at Valia College, Ismail Yusuf and Elphinstone College; they bagged the second prize at Saraf College and came third in TVM College. Sarthak Binju from SYBMS won the merit award for acting at the prestigious IPTA competition, held on 7 September 2015, where the Judges' Panel included celebrities like Farhan Akhtar, Javed Akhtar and Manoj Joshi. At the College's Annual Day, NKD staged the award winning play 'Zaika Kushi Ka – Tadka Maar Ke'. The performance was lauded by both teachers and students. As part of the Social Awareness Campaign of Springz '16, on Republic Day, the NKD team performed the street play 'Shapath' at different venues in and around Malad. The play was well attended and appreciated. In fact one of the audience members burst into tears as he could so relate to the issues depicted by our stellar actors. The Drama Coordinator Sarthak Binju, from SYBMS, and Assistant Drama Coordinator Priya Shetty FYBA are determined to take NKD to the next level in the future and gain State Level and National Level recognition. The College stands behind them and supports their endeavours.

CAREER DEVELOPMENT CELL

Career Development Cell has 46 students registered this year. In August, CDC hosted the corporate festival Udaan 2016. This three day corporate festival, saw people from the corporate world interact with students on various topics.

On 2nd August 2016, a certified trainer, Mr. D’costa conducted a workshop on ‘Team Building’ through activities in which students learnt the art of building and working in a team. On 3rd August 2016, Mr. Satish Bendre, a corporate trainer/consultant spoke upon ‘Discover Yourself where the students were trained to identify and fight barriers which stop them from being successful. On 4th August 2016, CDC witnessed SEED Infotech conducted an aptitude test for the Banking and Insurance students. Lipika Jain (TYBAF), Nehal Poojary, Kajal Balas (TYBBI) Harsh Shah (FYBBI) scored the highest and have been selected by SEED and will be given the training to crack banking exams for free.

Career Development Cell welcomed Angel Broking on our campus on 23rd September 2016. Currently 3 students are interning with them and are receiving training in market analysis and share broking techniques. Seed Infotech conducted sessions for the BSc.IT /CS students in cracking an aptitude test and were trained in interview skills as well. All this equipped our students so well that out of the 18 who attended the interview with Infosys, 8 have been selected to join this illustrious company from May 2017.

SEED Infotech also conducted similar workshops in December for our Banking & Insurance, Accounting and Finance, Financial Markets and Management students customising the learning module to suit their needs.

The following organizations visited College during the academic year 2016- 2017

Sr No	Name of the organizations	Date of visit	Purpose of Visit
1.	Sasha Training Solution	25/6/16	Training
2.	American Academy of Financial Management	26/6/16 to 30/6/16	Promotion
3.	KNAV & Com	July 2016	Article Assistant
4.	Barclays Youth	August 2016	Awareness

	Employability Program		
5.	Bank of Baroda	16/8/16	Training & Placement
6.	R KS Enterprise	September 16	Promotion and Training
7.	NISM	8,9 /9 /16	Training
8.	Score more	3/9/16	Promotion and Demo
9.	Spark Recreation Service	21/9/16	Recruitment
10.	Sando Rotary Equipment Pvt Ltd.,	28/11/16	Recruitment
11.	Ideal Management	16/12/16	Promotion
12.	International College of Financial Planning	13/12/16	Promotion
13.	Eternia Image Management	January 2017	Start up talk and Training
14.	UBERVISTA Consulting	January 2017	Cashless Economy
15.	Skill Spring	January 2017	Training & Placement
16.	Illusion Dental Lab Pvt Ltd.,	February 2017	Placement

COUNSELLING CELL

The Counselling cell of N.K. College this year handled 33 cases. The most common cases that came to light were regarding peer pressure, stress related to coping with studies of college and competitive exam tutorials, career confusion, wrong career choices, depression, anxiety, parental pressure, relationship issues – parents as well as peers, low self-esteem, poor body image, panic attacks and anger issues. This year too a lot of students sought career guidance as they were confused between what they wanted and parental choices.

CAMPUS PLACEMENT**Recruitment details:**

Name of the company	Numbers of students recruited	Number of Students Participated	Department	Designation	Package (In Rupees)
Infosys	8 1 year bond	23 11 (Shortlisted)	Bsc.IT/CS	Associate	2.18 lakh p.a
Capgemini	4 2 year bond	27 8 (Shortlisted)	Bsc.IT/CS	Associate & A3	2.10 lakh p.a
Here Technologies (Formally Nokia geo technologies)	4	33 14 (Shortlisted)	Bsc.IT/CS	Associate	2.20 lakh p.a. plus 6000 bonus
ICICI Prudential	10	22	BBI – 2 BFM – 3 BBI – 2 B.Com - 2	Financial Service Consultant	2,30,000 p.a
Angel Broking	3	84 40 (Selected for Round 2)	BBI	Referral Associate	Interns
WNS	2	20	BAF BMS	Complex Data/ IT/R&A and F&A	1.5 – 2.5 Lakh (Depending upon the Position)
Waves Strageies	01	06	BFM	Research Analyst	1.08.000 lakh plus variables

MotilalOswal Securities Limited	5 shortlisted for PI	20	BBI – 5	Associate-Reactivation Equities	1.6 p.a.plus monthly incentives
TCS	4	20	Bcom-1 BMS-2 BBI-1	Back office associates	1,56,000 per annum

Internship:

Name of the company	Numbers of students recruited	Number of Students Participated	Department	Designation
Bayside Media	3	18	BMM	Internship Programme
SEED Infotech	7	25	BBI – 2 BAF – 1 HSC – 1 Bsc.IT/CS – 3	Training Session for Banking Exams and Placement Calls

COLLEGE WOMEN DEVELOPMENT CELL

- WDC of our college organized a workshop on ‘Self Defense and Fitness for Women’ on 25th June, 2015. Mr. Kerry D’Souza conducted the workshop. Around 100 female students participated in it.
- A guest lecture by Dr. Lekha Vyas on nutrition and healthy eating was organized for women students on 13th July, 2015. All the queries related to healthy eating and nutrition were answered during the session.
- Poster making and slogan writing competitions were organized on 26 November 2015. The topics were on women issues.
- An Essay writing competition was organized on women issues on 12 December 2015.
- A guest lecture was organized on 22 December 2015 on the topic Skin Care & Grooming by Dr. Shweta Rambhia.
- A survey of 100 female students was conducted by WDC representatives on the topic, ‘Perceptions about higher studies after graduation’ in the month of December. The results are analyzed and published in college magazine Niharika.
- Our students participated in street play competition organized by WDC of SN College , Bhayander. The topics were related to women issues. Our students won consolation prize in the competition.
- A guest lecture was organized on Cyber Crime on 8 February 2016. Mr. Vivian D’Mello , an IT Security Analyst & Ethical Hacker informed the girl students about safe guarding them against cyber crimes.

On the occasion of ‘International Women’s Day on 8 March, posters on the topic of ‘Save Girl Child’ were displayed in the college campus.

This year's Women Development Cell (Self- Finance section) started their activities for the academic year 2015-2016 enthusiastically. Activities were started with a interactive session conducted by Mr. Satish Bendre, a soft skill trainer and Ex- supply chain manager with Johnson and Johnson, on the topic "Discover Your Potential". The session was attended by WDC and non WDC members in huge number from commerce and IT section.

To give something back to the society, in the month of January, WDC had arranged visit to Prem Sadan, a women orphanage in Madh Island. WDC members interacted with the deprived women and donated hygiene products. In the same month another orphanage visit was with Sneha Sadan in Borivali.

In the month of February to create awareness about Ayurveda and its various treatments, WDC members visited Ayurshakti Center in Malad. Doctor from the center conducted integrative session with the students and briefed them about various Ayurveda treatments. A suitable health plan was also suggested by doctors after nerve examinations of the students.

STUDENT AID FUND**(Book Bank Facility)**

We help poor students to avail the books under Student Aid Fund. There are **36** beneficiaries in 2016-17. We also provide scholarships to the students from poor socio-economic background. Number of students being provided with scholarship are **07** and the total amount comes down to **Rs.33,225/-**

<i>Classes</i>	<i>No. of Students</i>
FYBCOM	14
SYBCOM	06
TYBCOM	14
FYBA	02
Total	36

<i>Class-scholarship</i>	<i>No. of Students</i>	<i>Amount</i>
F.Y.B.Com.	03	14,295
F.Y.B.A.	--	-----
S.Y.B.Com.	01	4,145
T.Y.B.Com.	03	14,785
TOTAL	07	33,225

BEST PRACTICES

1. Title of the Practice

**I. Title of the Practice: The May I Help You the Admission Help desk-An NK
BMM Initiative**

1. Goal: The help desk is to interface with parents and students seeking admission into our college both in the aided and self-finance section. The desk is to make the entire admission process- student/ parent friendly. The BMM students learn community service and social responsibility in the process.

2. The Context: The process of seeking admission is often stressful for students and parents. There is a lack of awareness on admission rules, qualifying criterion and the documents that need to be submitted .It is to address this need that the initiative was born in May 2012.

3. The Practice: The committee is formed in May every year by the BMM Coordinator and students are trained on how to interact with parents, answer queries patiently regarding documents for submission etc .The students begin work on the 3rd day of the announcement of 12th standard results. They work very closely with the Principal and office staff in dispensing information and guidelines. This community outreach programme lasts till the final list is put up. The students help in scrutinising the documents on submission day and making sure all relevant information is available to the parents and their wards. On an average , each day the desk is manned by 50 students in rotation .They assisted over 300 parents and their wards each day .The Desk is functional after lecture hours between 10.30am and 1.30pm.This year the Desk extended its working hours to 4pm to facilitate submission of forms ,both aided and aided sections and the FYJC segment. A feedback session is conducted every day to review the process and discuss parents’ suggestions if any. This year, 2017, the help Desk became functional from 14th June and will continue till to 7th July.the desk is operational even on Sunday’s too.this year the initiative is spearheaded by Nikita Dhhar a TY student.

4. Evidence of Success: Since 2014 the desk has expanded it’s brief to handle queries regarding the junior college admissions as well. The feedback diary records the visitors’ comments. The comments have been encouraging. Students have been consistently praised for their patience and quick and clear guidance to every query.

The USP of this Desk is that students who interface with parents/students do not just dispense with admission related information but also help in verification and submission of documents both before the merit lists come up and also while submission of final set of documents while paying the fees.

5. Problems Encountered and Resources Required -Nil Problems .The college provides College t shirts for the student volunteers and refreshments are provided by both the College and the Department.

6. Notes (Optional) The desk may end the admission assistance in July however the contribution of the students of the BMM Department continues round the clock through the academic year as and when required.

II. Title of the Practice: Giving voice to the voiceless- Art for a cause. Beautification of the Bandra station - An NK BMM Initiative

1. Goal: Spreading awareness of Animal rights and developing a healthy respect for the fast depleting resources of the earth in association with FFMA.

2. The Context: Animals are often treated with scant respect specially the strays who are treated with cruelty. Cutting trees in the name of development and contributing to noise ,air and soil pollution in the name of festivities is affecting the sustainability of earth's resources. Through art, the Department aimed at reaching out to people at the busy Bandra station.

3. The Practice:

A Community outreach programme is undertaken every year by the Department of Mass Media since 2012.This year began with the twin need to sensitise the community of the need of sustainable development and also give voice to the voiceless-our four legged companions. The Bandra station was chosen as it's a busy transit hub and over 30,000 commuters use the station and its services on an everyday basis.Two wall panels were allotted to our students who through art reached out to the commuters. A total of 15 students and their coordinator Mrs Preethi Rao spent 11/06/2017 day from 9am to 2pm beautifying the Bandra station walls with paintings interacting with curious onlookers and educating them on the goals of the initiative..It was organised by Rushabh Shah a second year student along with two student leaders of the Third year

4. Evidence of Success.Our initiative was well documented by the electronic media such as Mirror Now and digital media such as the online editions of DNA,Gujarath Samachar and Mid Day.Our Rail Mantri Shree Suresh Prabhu tweeted about this initiative as well.

5. Problems Encountered and Resources Required -Nil Problems .The FFMA provided refreshments and certificates of participation

6. Notes (Optional)

III. Title of the Practice: **Khandwala Organ Donation Cell.**

1. **Goal :** Khandwala Organ Donation Cell was established to spread awareness about organ donation amongst students, parents and Teaching and Non-Teaching Staff.
2. **The Content :** Lecture was delivered by an eminent Medical Practitioner to clarify the misconceptions with regard to organ donation. Also, the procedure for donating organs was explained.
3. **The practice:** Shri Avinash B. Parekh, Hon. Secretary of Malad Kandivli Education Society initiated this practice. The event for inauguration for Khandwala Organ Donation Cell was organized by the N.S.S. Unit of the College on 13th August, 2016 in the College Auditorium. The cell intends to have awareness program annually.
4. **Evidence of Success:** This initiative was well appreciated by all Teaching and Non-Teaching Staff and was supported by students.
5. **Problems encountered and resources required :** No problems were encountered. The College Auditorium was utilized for the Inauguration Function.

SWOC ANALYSIS

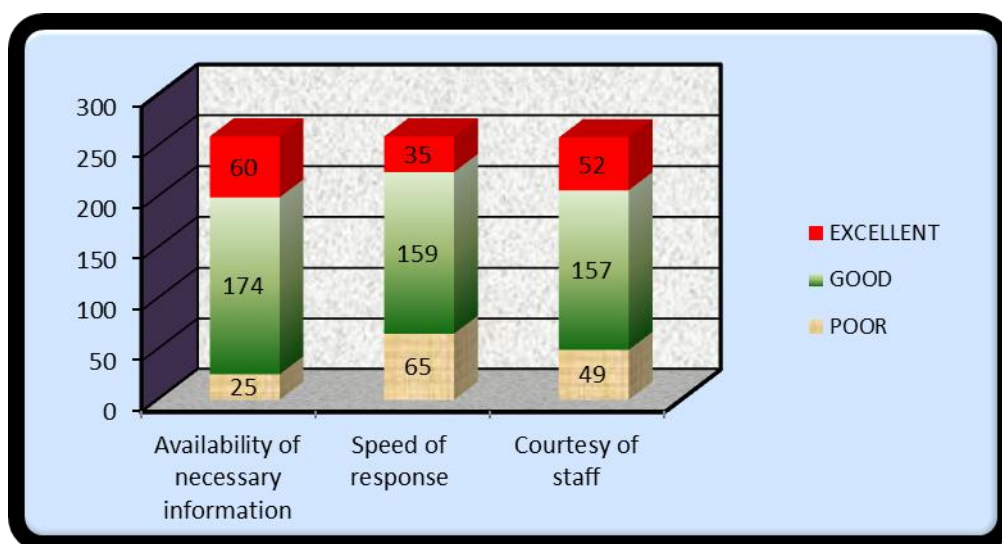
Strengths	Weaknesses
<ul style="list-style-type: none"> ✚ <i>Location at prime area</i> ✚ <i>A supportive management to innovations after autonomy</i> ✚ <i>Focussed and proactive Principal</i> ✚ <i>An able faculty to handle autonomy</i> ✚ <i>Have been awarded 'A' grade in three consecutive cycles of NAAC Accreditation</i> ✚ <i>Regular audits and ISO 9001:2008 certified.</i> ✚ <i>A state of the art library</i> ✚ <i>Good network and links with the University</i> ✚ <i>Student centric approach</i> ✚ <i>Student welfare and student support schemes</i> ✚ <i>Strong social commitment</i> ✚ <i>Vibrant Alumni</i> ✚ <i>Transparent and democratic decision making process</i> ✚ <i>Best practices that can be emulated by other Colleges</i> 	<ul style="list-style-type: none"> ✚ <i>Space available is limited</i> ✚ <i>Quality affected due to high student teacher ratio</i>
Opportunities	Challenges
<ul style="list-style-type: none"> ✚ <i>Collaboration with Foreign Universities</i> ✚ <i>Industry Linkages</i> ✚ <i>Providing skill-based programmes after autonomy</i> 	<ul style="list-style-type: none"> ✚ <i>Entry of Foreign Universities into India</i> ✚ <i>Challenges in Industry requirements, which are faster than changes in curriculum.</i> ✚ <i>Catering to diverse needs of students within a class</i>

FEEDBACK ANALYSIS OF STUDENTS

January 2017

I ADMISSION PROCESS

(%)	Availability of necessary information	%	Speed of response	%	Courtesy of staff	%
Poor	25	9.7	65	25.1	49	18.9
Good	174	67.2	159	61.4	157	61.0
Excellent	60	23.2	35	13.5	52	20.1
Total	259	100.0	259	100.0	259	100.0

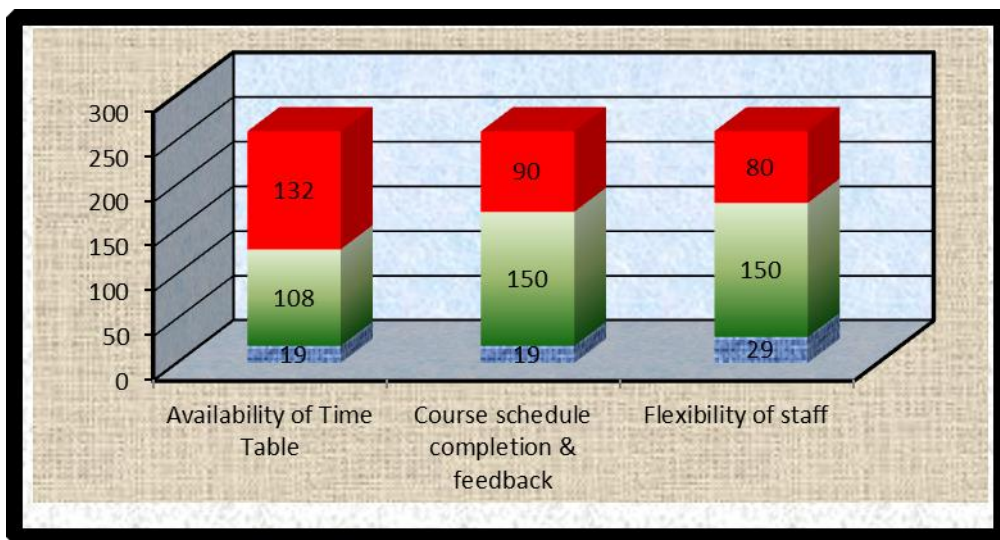


INTERPRETATION:

From the above diagram and table it is observed that in the college, out of total 259 respondents taken together for three different options regarding admission process (90.4%) students are satisfied with Availability of necessary information, (74.9%) students are satisfied with Speed of response and (81.1%) students are satisfied with Courtesy of staff of the institution. In all 82% students are satisfied with admission process of the institution.

II COURSES ADMINISTRATION

(%)	Availability of Time Table	%	Course schedule completion & feedback	%	Flexibility of staff	%
Poor	19	7.4	19	7.3	29	11.2
Good	108	41.7	150	57.9	150	57.9
Excellent	132	51.0	90	34.7	80	30.9
Total	259	100.0	259	100.0	259	100.0

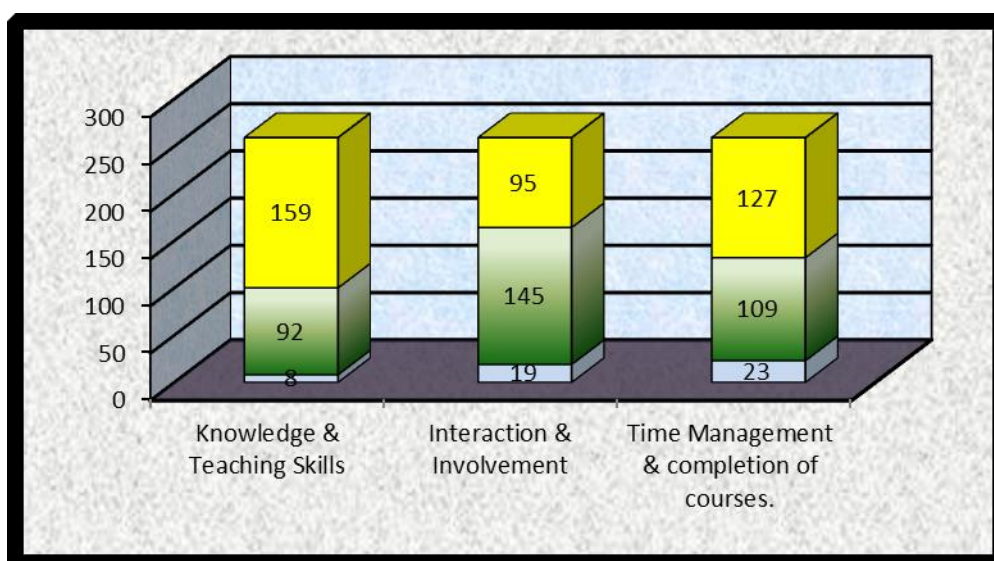


INTERPRETATION:

From the above diagram and table it is observed that in the college, out of total 200 respondents taken together for three different options regarding courses administration, (91.7%) students are satisfied with Availability of Time, (82.6%) students are satisfied with Course schedule completion & feedback and (88.8%) students are satisfied with Flexibility of staff of the institution. In all 87.7% students are satisfied with courses administration.

III FACULTY INTERACTION

(%)	Knowledge & Teaching Skills	%	Interaction & Involvement	%	Time Management & completion of courses	%
Poor	8	3.1	19	7.3	23	8.5
Good	92	35.5	145	56.0	109	42.1
Excellent	159	61.4	95	36.7	127	49.0
Total	259	100.0	259	100.0	259	100.0

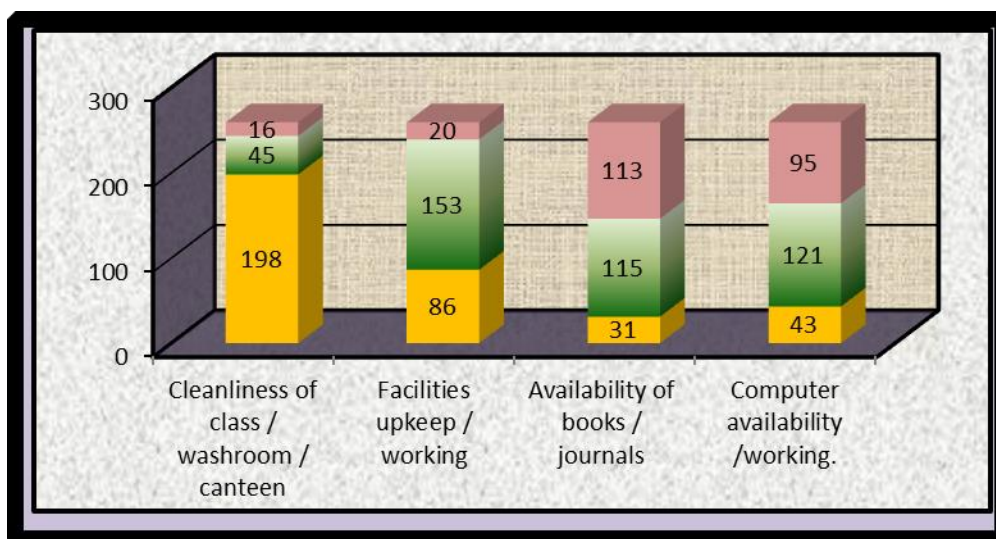


INTERPRETATION:

From the above diagram and table it is observed that in the college, out of total 200 respondents taken together for three different options regarding faculty interaction, (96.9%) students are satisfied with Knowledge & Teaching Skills, (92.7%) students are satisfied with Interaction & Involvement and (91.5%) students are satisfied with Time Management & completion of courses of the institution. In all 93.7% students are satisfied with faculty interaction.

IV RESOURCE FACILITIES

(%)	Cleanliness of class / washroom / canteen	%	Facilities upkeep / working	%	Availability of books / journals	%	Computer availability /working	%
Poor	198	76.4	86	33.2	31	12.0	43	16.6
Good	45	17.4	153	59.1	115	44.4	121	46.7
Excellent	16	6.2	20	7.7	113	42.6	95	36.7
Poor	259	100.0	259	100.0	259	100.0	259	100.0

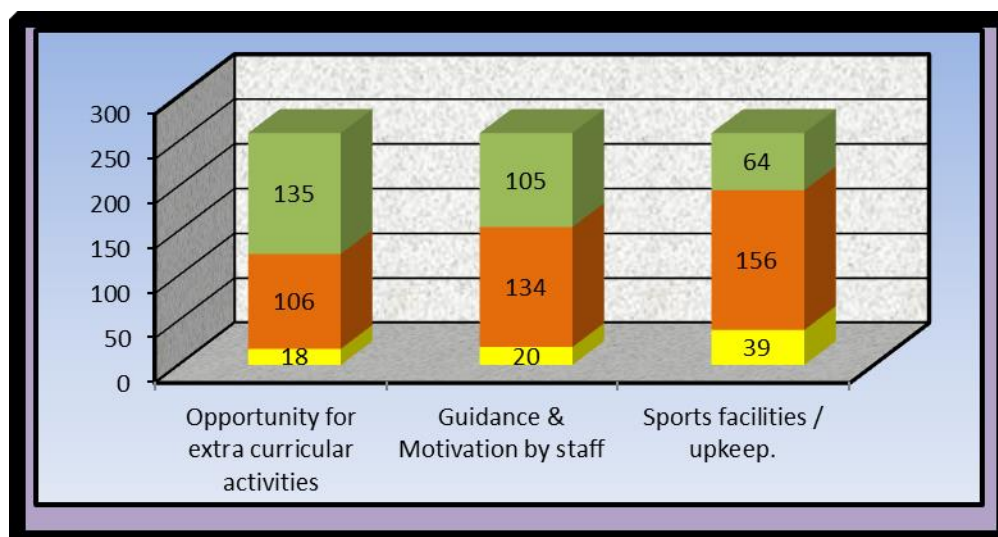


INTERPRETATION:

From the above diagram and table it is observed that in the college, out of total 259 respondents taken together for three different options regarding resource facilities (23.6%) students are satisfied with Cleanliness of class / washroom / canteen, (66.8%) students are satisfied with Facilities upkeep / working, (88%) students are satisfied with Availability of books / journals and (83.4%) students are satisfied with Computer availability /working of the institution. In all 65.45% students are satisfied with resource facilities of the institution.

V OVERALL DEVELOPMENT & COUNSELLING

(%)	Opportunity for extracurricular activities	%	Guidance & Motivation by staff	%	Sports facilities / upkeep	%
Poor	18	7.0	20	7.7	39	15.1
Good	106	40.9	134	51.7	156	60.2
Excellent	135	52.1	105	40.5	64	24.7
Poor	259	100.0	259	100.0	259	100.0



INTERPRETATION:

From the above diagram and table it is observed that in the college, out of total 259 respondents taken together for three different options regarding overall development & counseling, (93%) students are satisfied with Opportunity for extracurricular activities, (92.3%) students are satisfied with Guidance & Motivation by staff and (84.9%) students are satisfied with Sports facilities / upkeep of the institution. In all 90.1% students are satisfied with overall development & counseling.

Analysis of feedback taken in July 2016 and January 2017

Satisfaction ratio is calculated to understand students' feedback. The ratio indicates the number of students who were satisfied for each unsatisfied student. Meaning that the higher the ratio the better is the Happiness Quotient of students.

As can be seen in the table for all the criteria the ratio is favorable. In the resource facilities it is the least, highest in faculty interaction.

HAPPINESS INDEX/ QUOTIENT: - Satisfaction ratio = Satisfied / Unsatisfied

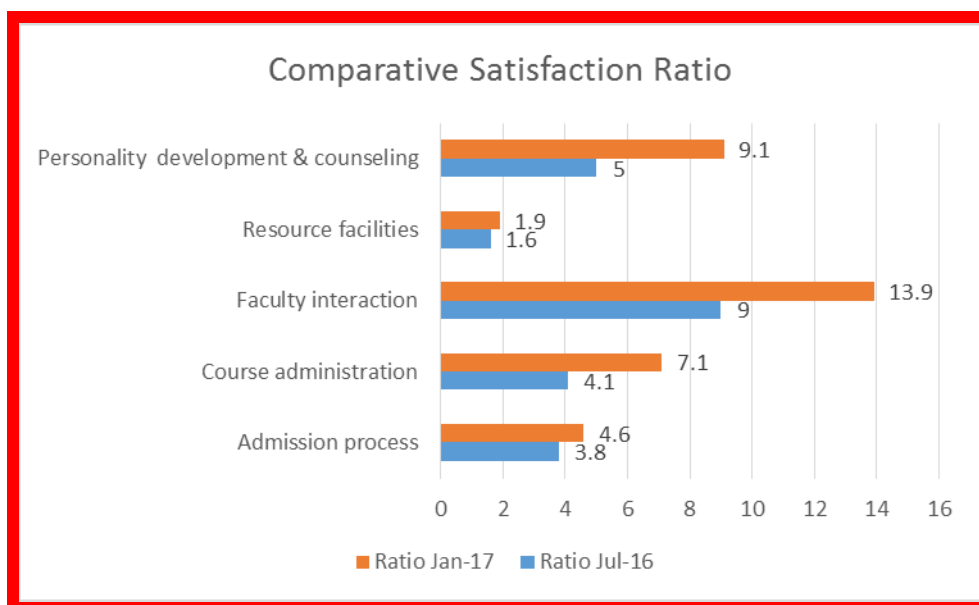
Criteria	Satisfied	Unsatisfied	Ratio
Admission process	79%	21%	3.8
Course administration	80.3%	19.7%	4.1
Faculty interaction	90%	10%	9
Resource facilities	61.3%	38.7%	1.6
Personality development & counseling	83.4%	16.6%	5.0

Average student satisfaction ratio in July 2016 is $23.5/5 = 4.7$

COMPARATIVE FEEDBACK ANALYSIS OF THE STUDENTS

Criteria	Satisfied		Unsatisfied		Ratio	
	JUL 2016	JAN 2017	JUL 2016	JAN 2017	JUL 2016	JAN 2017
Admission process	79%	82%	21%	18%	3.8	4.6
Course administration	80.3%	87.7%	19.7%	12.3%	4.1	7.1
Faculty interaction	90%	93.3%	10%	6.7%	9	13.9
Resource facilities	61.3%	65.4%	38.7%	34.6%	1.6	1.9
Personality development & counseling	83.4%	90.1%	16.6%	9.9%	5.0	9.1
Average Ratio					4.7	7.32

Average student satisfaction ratio in January 2017 is $36.6/5 = 7.32$



- The average Happiness ratio of all students in **July 2016 is (23.5/5) 4.7 and in January 2017 it is (36.6/5) 7.32.**
- The average ratio is thus tilted favorably towards the college.

Measures Taken to improve Happiness Ratio in Aug, 2015

- For improving the **Admission process** it was decided to ensure that the staff at the counter-windows would be sensitized by conducting regular meetings with the Principal.
- For **Course administration** the college will continue to take steps to ensure smooth delivery of course to the students. With autonomy syllabus would be framed to help students get application oriented knowledge. The teaching-learning process will be monitored regularly.
- For **Faculty interaction** the teaching staff would be requested to help the students and interact with them more. Moreover, the ratio of faculty interaction is the highest at 22.
- For **Resource facilities** the college would take steps to help in improving the facilities provided.
- For **Personality development** and counseling the college would try to improve the college counseling techniques.

Change In Feedback On The Basis Of Measures Taken To Improve Happiness Ratio

- The comparison of the average happiness ratios for the months of July 2016 and January 2017 shows improvement in Faculty interaction (from 9 to 13.9).
- The Resource facilities were found to be still lacking in the feedback with little improvement. The college will look into the matter in the future and try out new ways to address this problem.

OTHER RELEVANT INFORMATION

**TEAM
(Together Everyone Achieves More)**

The TEAM (Together Everyone Achieves More), an Inter-Collegiate Sports and Cultural Event for Non-Teaching Staff of various colleges, is not conducted in this academic year to pay a tribute to our administrative staff member Late Shri Manoj Nair, Senior Clerk, who was the Co-ordinator of TEAM since its inception i.e. from 2003-04.

ENDEAVOUR – EMPOWERING EDUCATORS

Endeavour is a College Social Responsibility initiative of Nagindas Khandwala College started under the guidance of Principal, Dr. (Mrs.) Ancy Jose in June 2014. Endeavour, this year was held on 17 June. The speaker for Endeavour was Dr. Swati Lodha.

Dr. Swati Lodha, is an author of Amazon No. 1 International Bestseller Book titled "Don't Raise Your Children, Raise Yourself" (2016) and other Bestselling Books like "Why Women are What They Are" (2004) and "Come On! Get Set Go" (2002). A Doctorate in Women Entrepreneurship, she is passionate about creativity and innovation. She has been Dean, Faculty of Management Studies, JNU and Director - AIMSAR, Mumbai. There could be no better personality than Dr. Swati Lodha who is Author, Educator and Life Coach to address a gathering of 200 academicians and students for Endeavour.

Dr. Lodha addressed the audience on the topic 'Teaching to the New Millennium.' Some important takeaways from her session are as follows:

1. 'Teaching is out, Mentoring is in.'
2. 'Criticism is out, Building confidence is in.'
3. 'Authority is out, Authenticity is in.'
4. 'Red-tape response is out, Real-time response is in.'
5. 'Avoiding failure is out, Welcoming failure is in.'

6. 'Creating terror is out, Building trust is in.'
7. 'Seeking credit is out, Staying unsung is in.'
8. 'Being microscopic is out, Being holistic (macroscopic) is in.'
9. 'If you change one person, You change one world.'
10. 'Teaching is all about transformation.'
11. 'Marks and ranks are valuable but values matter more.'

It was an enlightening session which was enjoyed by teachers as well as students.

CAREER FAIR

Nagindas Khandwala College participated in a career fair organized by Career Vision at M.K. School, Borivali on the 4 and 5 of June 2016. Faculties and students of Khandwala College counseled the 12th standard passed students on career opportunities after H.S.C. The fair received a good response with approximately 500 students visiting the College Stall for two days.

The Department of Accountancy organized a Career Fair on 3rd February, 017 to guide students about various career options available through numerous academic courses at national and international level. Career fair was a grand success with a large footfall of about 2500 on a single day.

KHANDWALA ACCOUNTING STUDY CIRCLE

Khandwala Accounting Study Circle organized a visit to Reliance Industries Ltd. on 12th June, 2015 to attend Company's Annual General Meeting. 20 selected students accompanied by CA Rupal Shah, attended AGM at Birla Matushri auditorium, Churchgate. Students got an opportunity to witness the procedure followed to pass resolutions at AGM.

An Accounting Quiz Competition, conducted by CA Haresh Godhia was held on August 1, 2015. 12 teams participated in the quiz competition. Winners were awarded certificates during the ceremony on March 5, 2016.

KASC organised presentation by representatives of Association of Chartered Certified Accountants (ACCA) to give students detailed understanding about the global career options. The presentation was

made to the students of second and third year of B.Com on 7th July and on 8th July to first year B.Com students. Separate presentation was arranged for self financing students on 14th July. The speakers were Mr. Nooh Khushal, Business Relationship Manager - ACCA , and Mr. Pratham Barot, member of ACCA. The ACCA course, its importance, examination levels, fees structure and post qualification placement options were explained to the students. The members of accountancy department also offered counselling to students regarding ACCA course. This was an informative session giving our students a global perspective about accounting careers..

KASC organized a visit to National Stock Exchange for its members on 24th August 2015. 75 Students visited NSE at Bandra Kurla complex.

The next KASC event was a presentation competition, which was held on 2nd Sept 2015. The topic for presentation was Analysis of a company's financial statements. Students were expected to study the annual report of the selected company (of their choice) and analyse its financial statements with the help of tools like Comparative analysis, common size analysis, ratio analysis, etc. Prof. Nishikant Jha was invited to judge the competition.

A guest lecture on Financial Planning and Online Trading by Prof. CA Vimal Ashar was arranged by KASC on September 11, 2015 for its members.

KASC organised expert lecture on 19th Dec. in conference room by Dr. Elizabeth Gordon, Associate Professor, Temple University, USA. She addressed students on the topic of International Financial Reporting. 100 students took advantage of this opportunity to interact with person of this repute.

During the year many jobs/articleships were offered to the students through KASC.

Accounting firms of repute contact KASC organizing committee members with job offers for the students. Committee then selects the suitable candidates for each offer.

Kasc arranged a talk on 'Income Tax Awareness for Widening ax Base' by Assistant Commissioner of Income Tax Dr. Dharam Singh (IRS) on 5th March, 2016 at 10.30 am. Winners at various KASC events were given certificates on the same date.