



NAGINDAS KHANDWALA COLLEGE (AUTONOMOUS)

1.4.2

Student Feedback

2022-2023



Nagindas Khandwala College (Autonomous)

Feedback Analysis Report: 2022-2023

IQAC takes student feedback on a 5-point Likert Scale based on the following points on teaching Learning.

Q1: Does the teacher well prepared for the class?

Q2: Is the teacher accessible and willing to discuss the course contents and any problems?

Q3: Does the teacher use innovative methods for better learning?

Q4: Does the teacher suggest any reference books for extra learning?

Q5: Was the teacher able to explain the concepts clearly?

Feedback is taken semester-wise and the analysed Semester-wise.

Feedback is analysed and the happiness index/quotient is calculated based on the satisfaction ratio. Satisfaction ratio is calculated to understand students' feedback. The ratio indicates the number of students who were satisfied for each unsatisfied student. Meaning that the higher the ratio the better is the Happiness Quotient of students. Measures to improve the happiness index are taken.



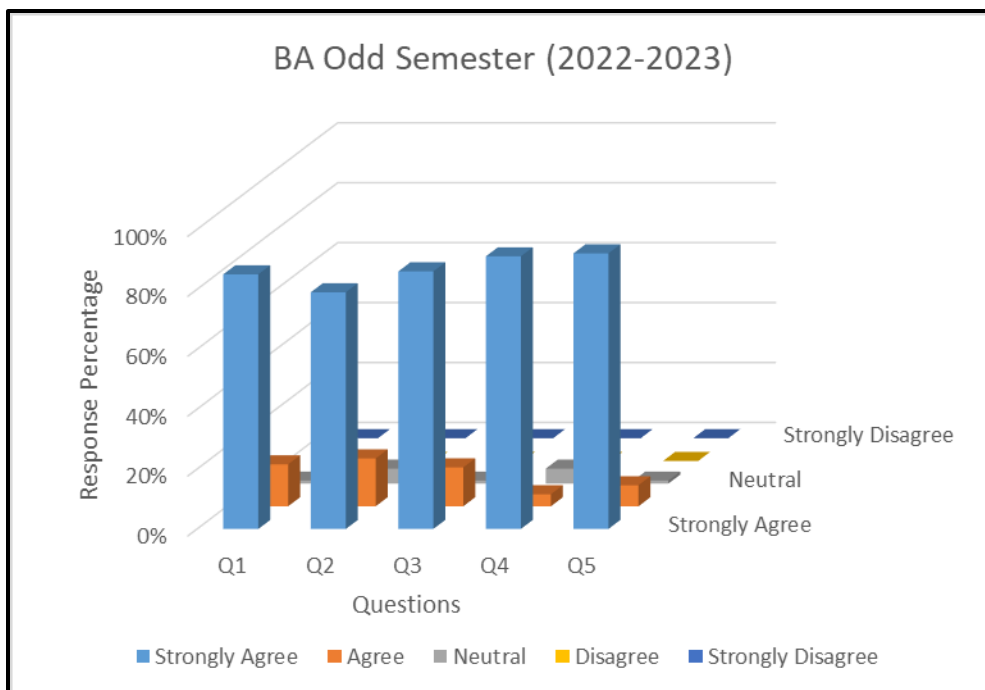
Nagindas Khandwala College (Autonomous)

FEEDBACK ANALYSIS: B. A.

Odd Semester

Total Number of Responses: 108

	Strongly Agree	Agree	Neutral	Disagree	Strongly Disagree
Q1	92	15	1	0	0
Q2	85	17	6	0	0
Q3	93	14	1	0	0
Q4	98	4	6	0	0
Q5	99	8	1	0	0



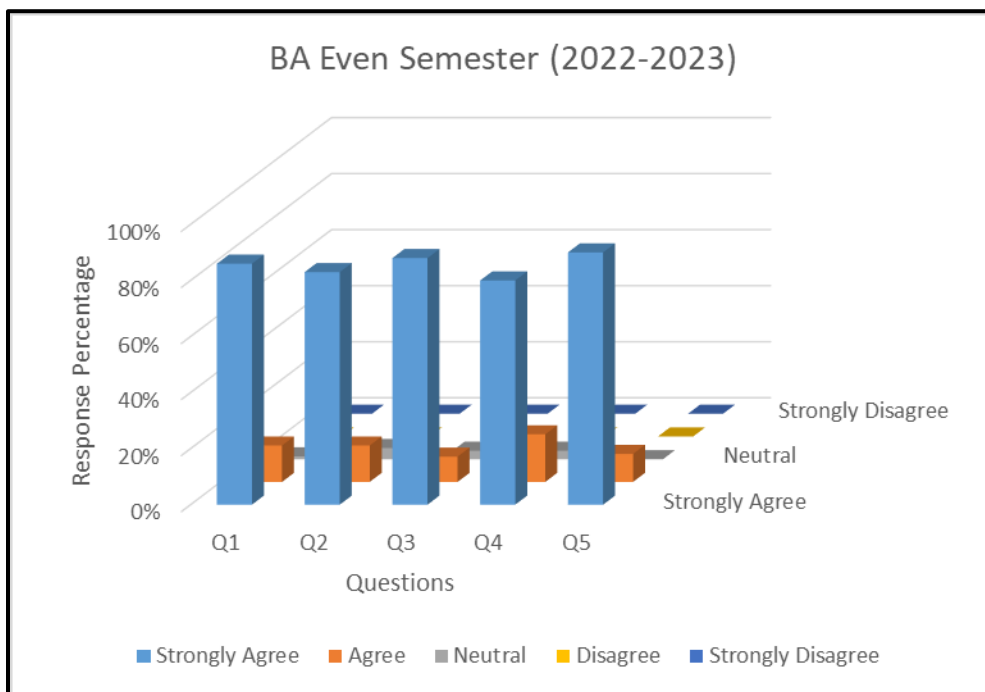


Nagindas Khandwala College (Autonomous)

Even Semester

Total Number of Responses: 109

	Strongly Agree	Agree	Neutral	Disagree	Strongly Disagree
Q1	98	11	0	0	0
Q2	96	10	3	0	0
Q3	94	14	1	0	0
Q4	90	14	5	0	0
Q5	87	19	3	0	0



Analysis:

100% of the students are satisfied with the aspects of teaching learning.



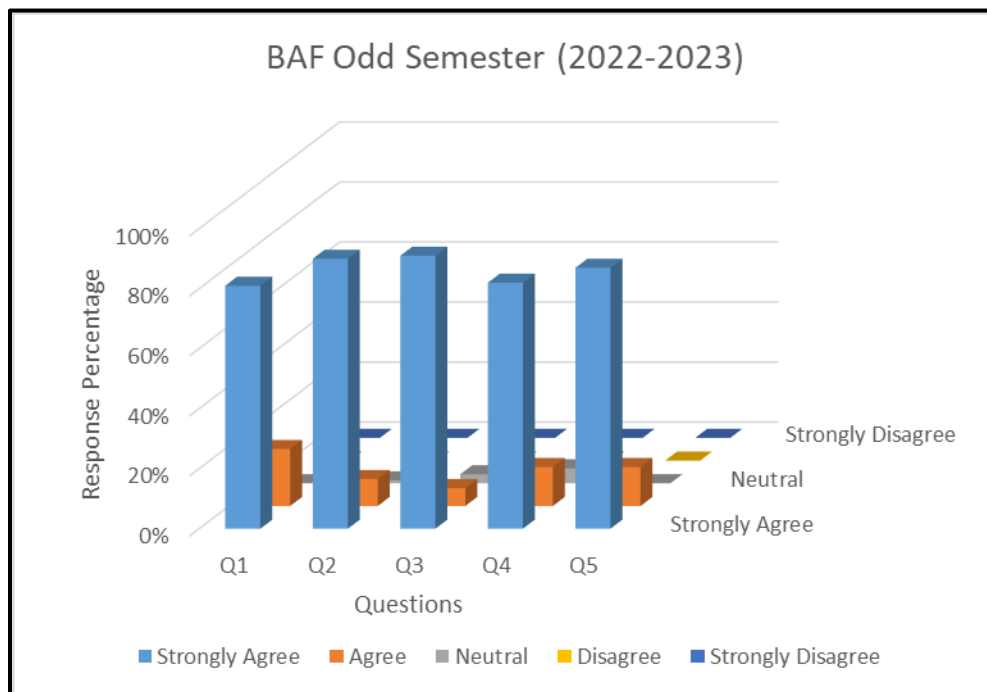
Nagindas Khandwala College (Autonomous)

FEEDBACK ANALYSIS: BAF

Odd Semester

Total Number of Responses: 102

	Strongly Agree	Agree	Neutral	Disagree	Strongly Disagree
Q1	83	19	0	0	0
Q2	92	9	1	0	0
Q3	93	6	3	0	0
Q4	84	13	5	0	0
Q5	89	13	0	0	0



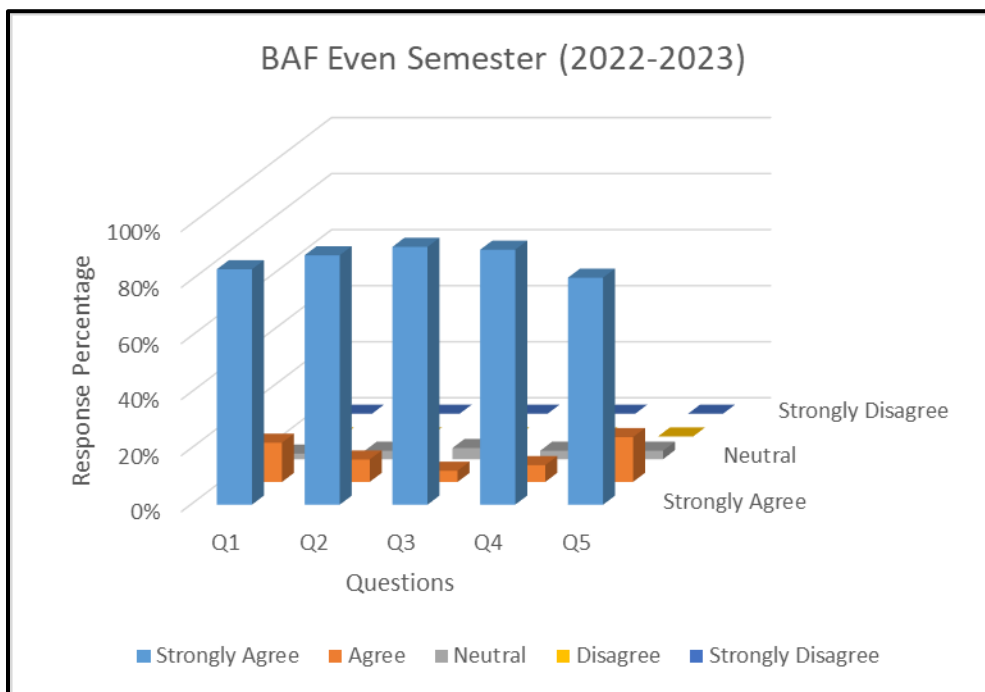


Nagindas Khandwala College (Autonomous)

Even Semester

Total Number of Responses: 97

	Strongly Agree	Agree	Neutral	Disagree	Strongly Disagree
Q1	79	16	2	0	0
Q2	89	4	4	0	0
Q3	81	14	2	0	0
Q4	86	8	3	0	0
Q5	88	6	3	0	0



Analysis:

100% of the students are satisfied with the aspects of teaching learning



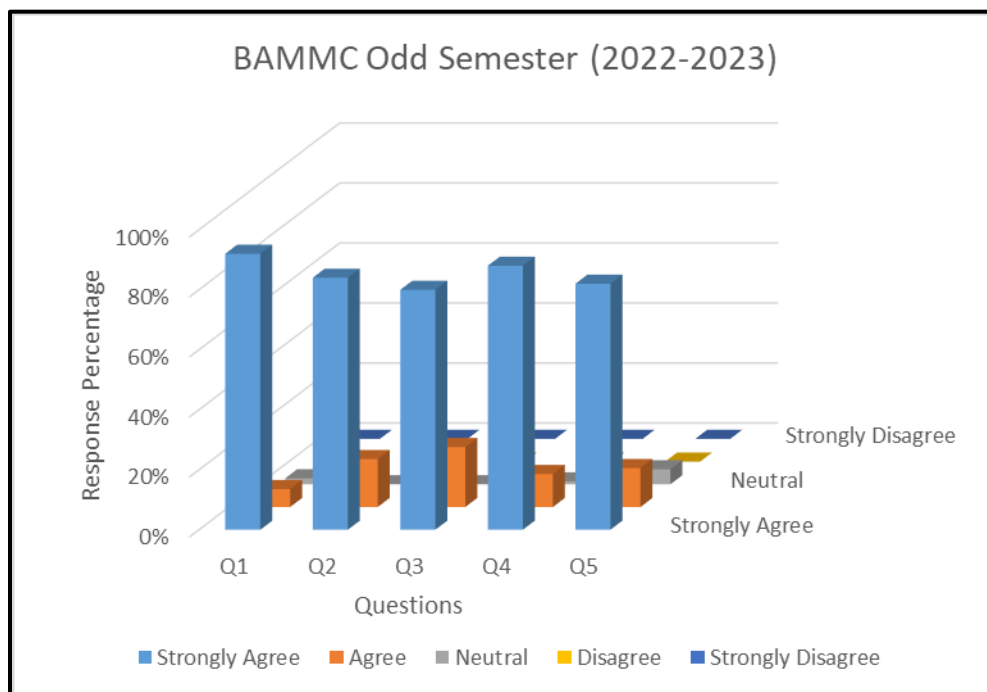
Nagindas Khandwala College (Autonomous)

FEEDBACK ANALYSIS: BAMMC

Odd Semester

Total Number of Responses: 49

	Strongly Agree	Agree	Neutral	Disagree	Strongly Disagree
Q1	45	3	1	0	0
Q2	41	8	0	0	0
Q3	39	10	0	0	0
Q4	43	5	1	0	0
Q5	40	6	3	0	0



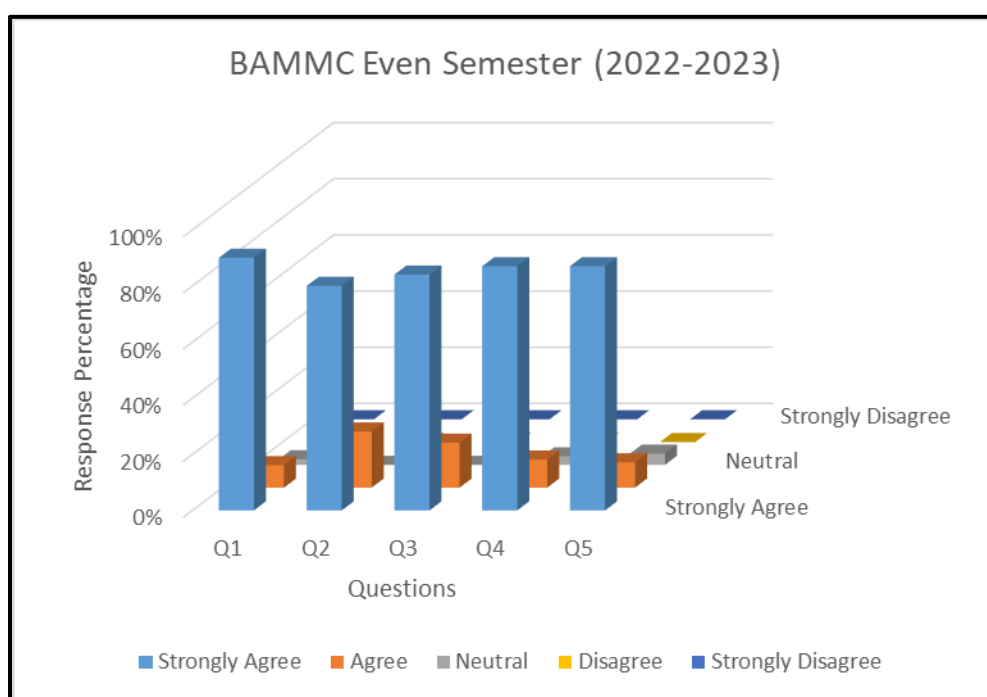


Nagindas Khandwala College (Autonomous)

Even Semester

Total Number of Responses: 39

	Strongly Agree	Agree	Neutral	Disagree	Strongly Disagree
Q1	34	4	1	0	0
Q2	33	6	0	0	0
Q3	35	3	1	0	0
Q4	31	8	0	0	0
Q5	34	4	1	0	0



Analysis:

100% of the students are satisfied



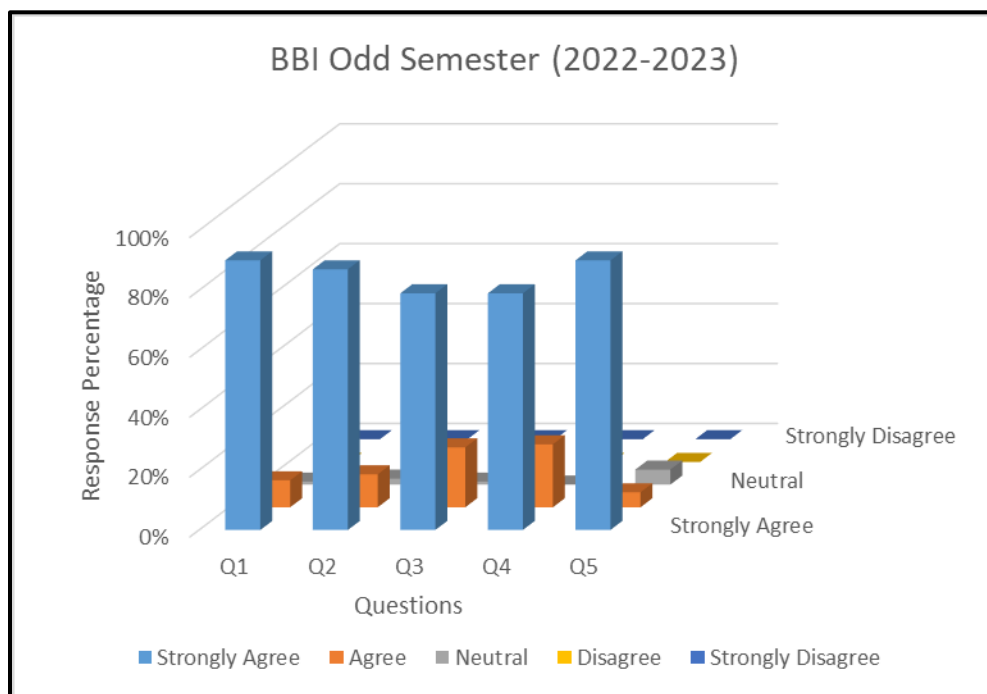
Nagindas Khandwala College (Autonomous)

FEEDBACK ANALYSIS: BBI

Odd Semester

Total Number of Responses: 47

	Strongly Agree	Agree	Neutral	Disagree	Strongly Disagree
Q1	42	4	1	0	0
Q2	41	5	1	0	0
Q3	37	9	1	0	0
Q4	37	10	0	0	0
Q5	42	2	3	0	0



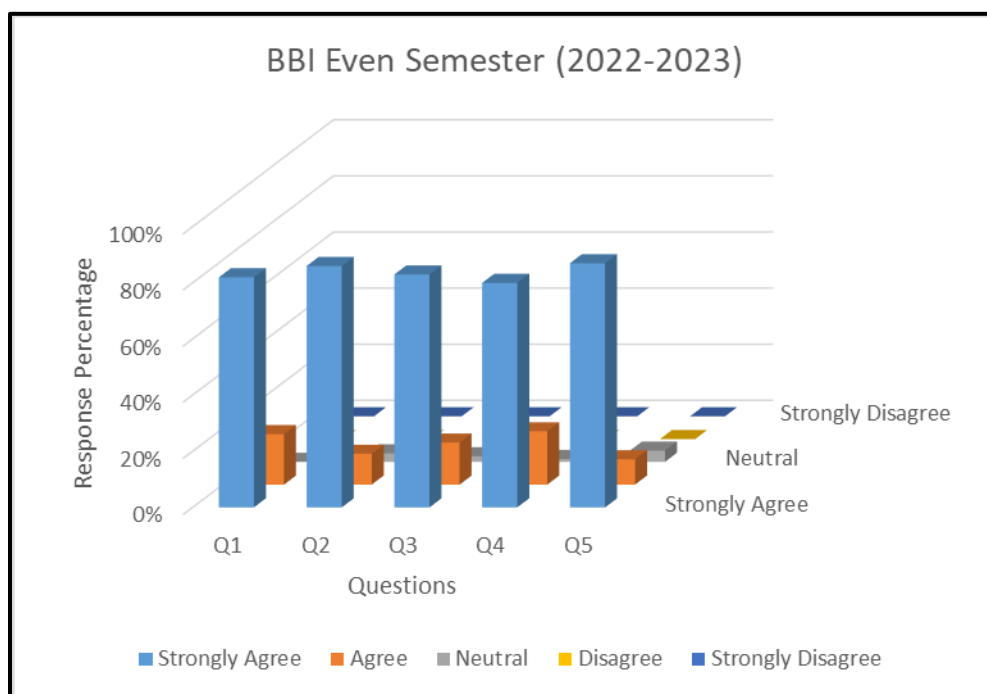


Nagindas Khandwala College (Autonomous)

Even Semester

Total Number of Responses: 49

	Strongly Agree	Agree	Neutral	Disagree	Strongly Disagree
Q1	43	4	2	0	0
Q2	41	7	1	0	0
Q3	40	9	0	0	0
Q4	42	5	2	0	0
Q5	39	9	1	0	0



Analysis:

100% of the students are satisfied with the aspects of teaching learning.



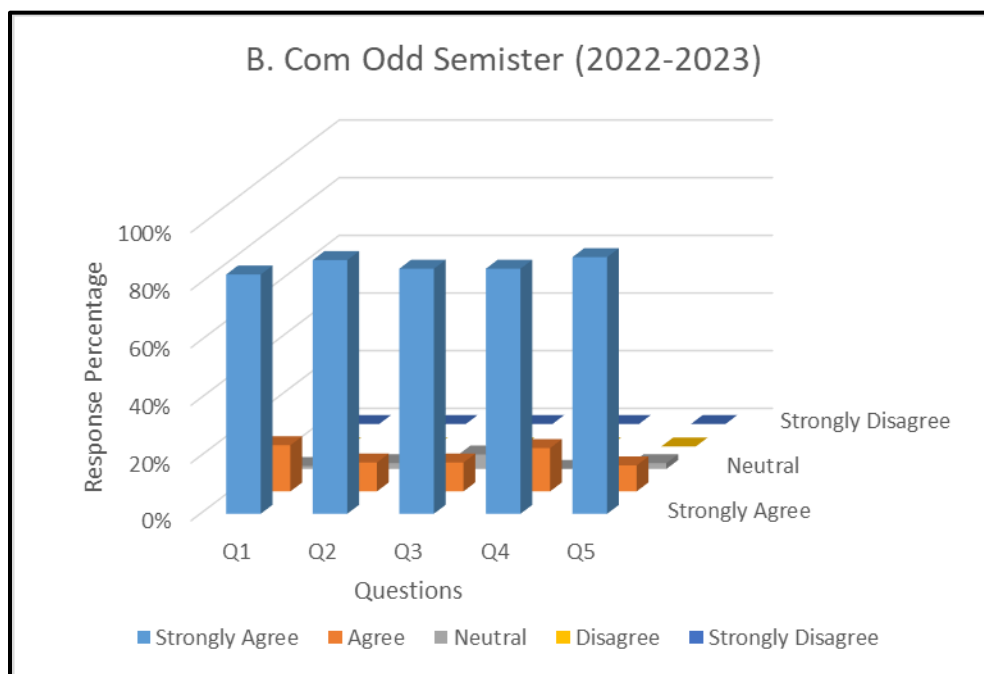
Nagindas Khandwala College (Autonomous)

FEEDBACK ANALYSIS: B. Com

Odd Semester

Total Number of Responses: 425

	Strongly Agree	Agree	Neutral	Disagree	Strongly Disagree
Q1	353	68	4	0	0
Q2	374	43	8	0	0
Q3	361	43	21	0	0
Q4	361	64	0	0	0
Q5	378	38	9	0	0



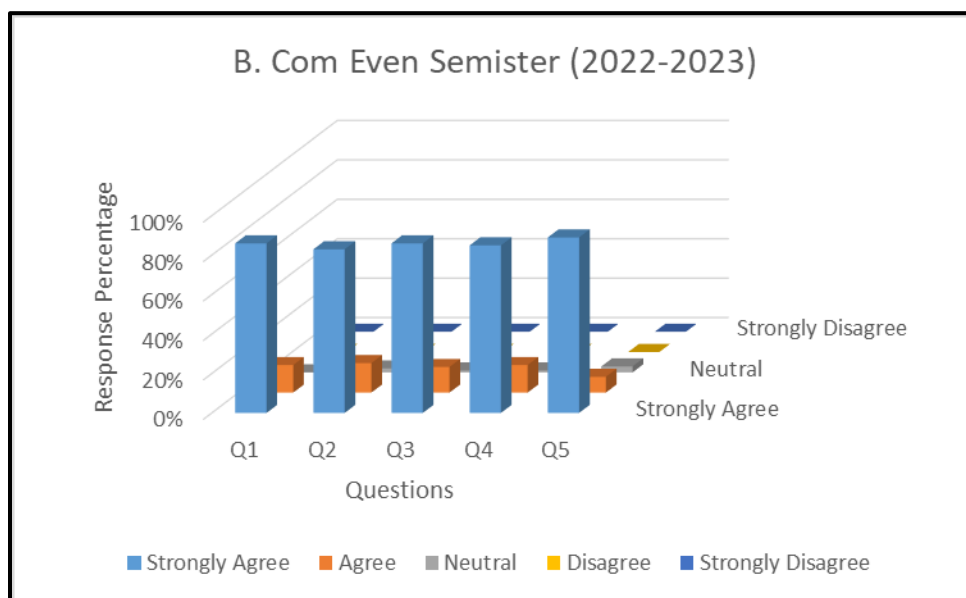


Nagindas Khandwala College (Autonomous)

Even Semester

Total Number of Responses: 459

	Strongly Agree	Agree	Neutral	Disagree	Strongly Disagree
Q1	409	37	13	0	0
Q2	395	60	4	0	0
Q3	395	64	0	0	0
Q4	381	69	9	0	0
Q5	390	64	5	0	0



Analysis:

100% of the students are satisfied with the aspects of teaching learning.



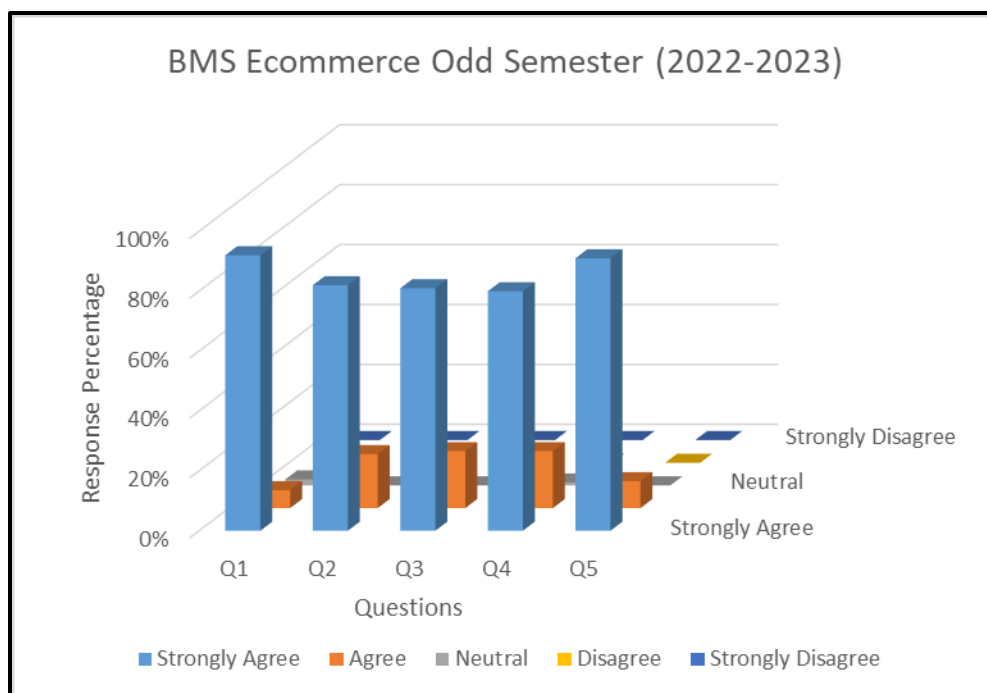
Nagindas Khandwala College (Autonomous)

FEEDBACK ANALYSIS: BMS Ecommerce

Odd Semester

Total Number of Responses: 08

	Strongly Agree	Agree	Neutral	Disagree	Strongly Disagree
Q1	7	0	1	0	0
Q2	7	1	0	0	0
Q3	6	2	0	0	0
Q4	6	2	0	0	0
Q5	7	1	0	0	0



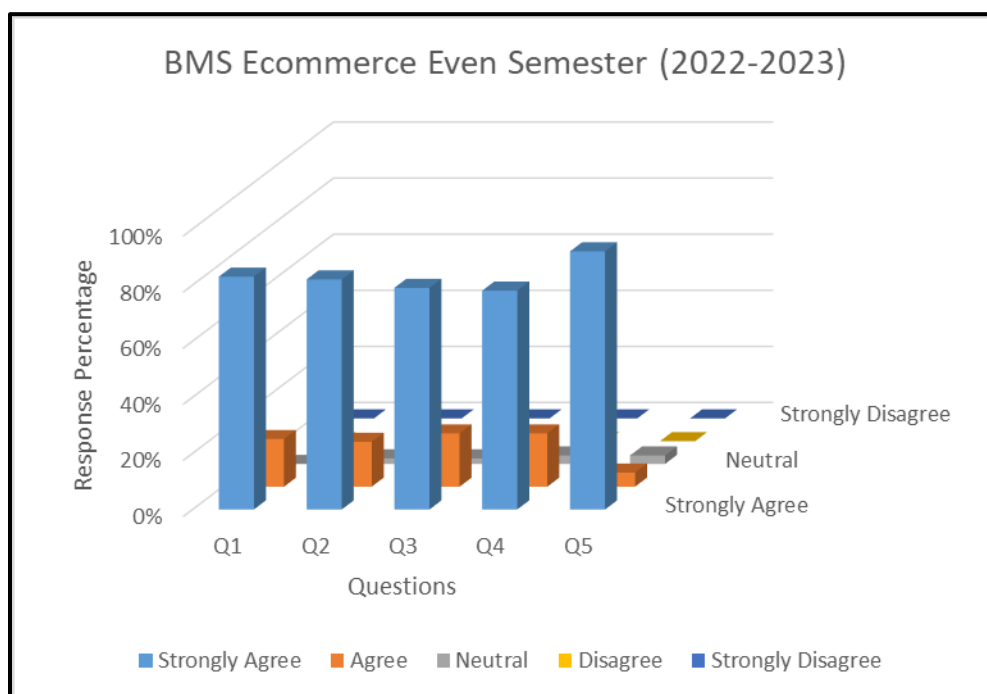


Nagindas Khandwala College (Autonomous)

Even Semester

Total Number of Responses: 06

	Strongly Agree	Agree	Neutral	Disagree	Strongly Disagree
Q1	6	0	0	0	0
Q2	5	1	0	0	0
Q3	5	1	0	0	0
Q4	5	1	0	0	0
Q5	5	1	0	0	0



Analysis:

100% of the students are satisfied with the aspects of teaching learning.



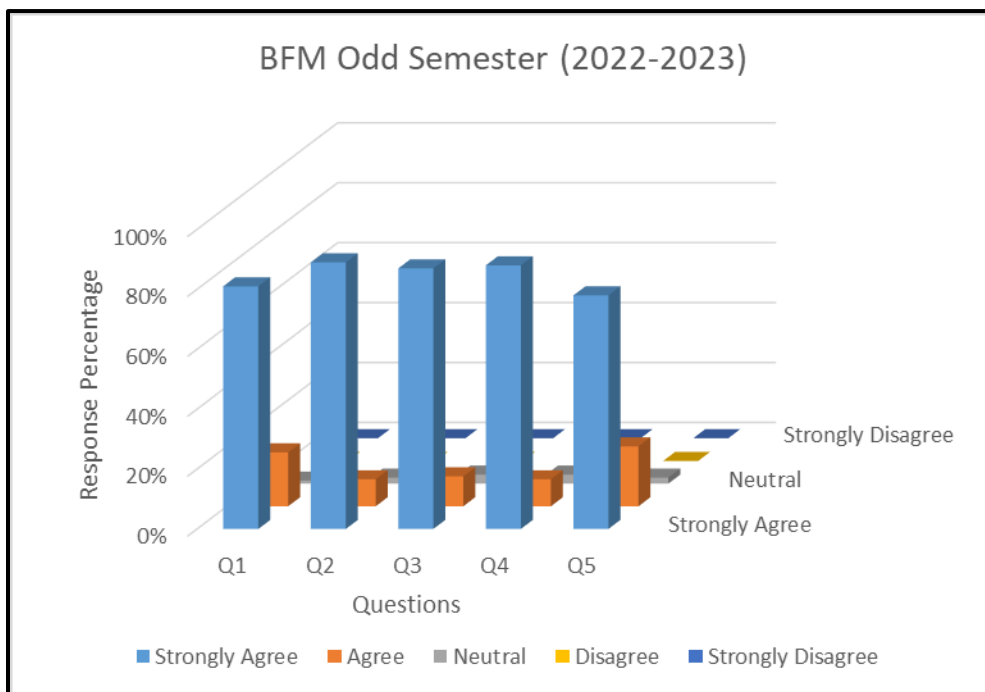
Nagindas Khandwala College (Autonomous)

FEEDBACK ANALYSIS: BFM

Odd Semester

Total Number of Responses: 47

	Strongly Agree	Agree	Neutral	Disagree	Strongly Disagree	
Q1	38	8	1	0	0	38
Q2	42	4	1	0	0	42
Q3	41	5	1	0	0	41
Q4	41	4	2	0	0	41
Q5	37	9	1	0	0	37



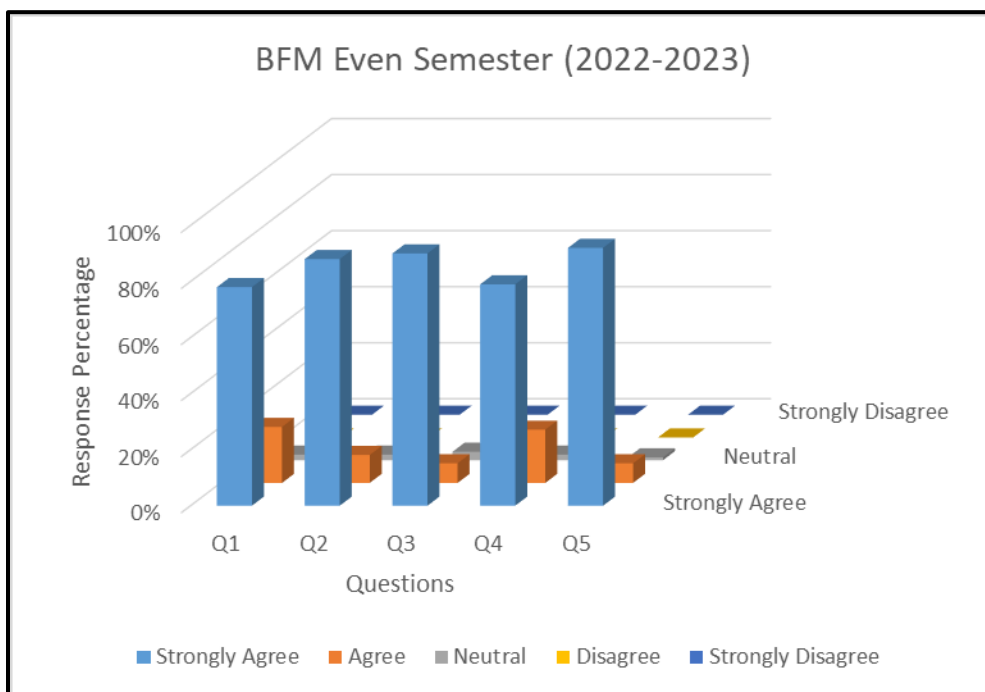


Nagindas Khandwala College (Autonomous)

Even Semester

Total Number of Responses: 41

	Strongly Agree	Agree	Neutral	Disagree	Strongly Disagree
Q1	38	3	0	0	0
Q2	37	3	1	0	0
Q3	32	8	1	0	0
Q4	36	4	1	0	0
Q5	32	8	1	0	0



Analysis:

100% of the students are satisfied with the aspects of teaching learning.



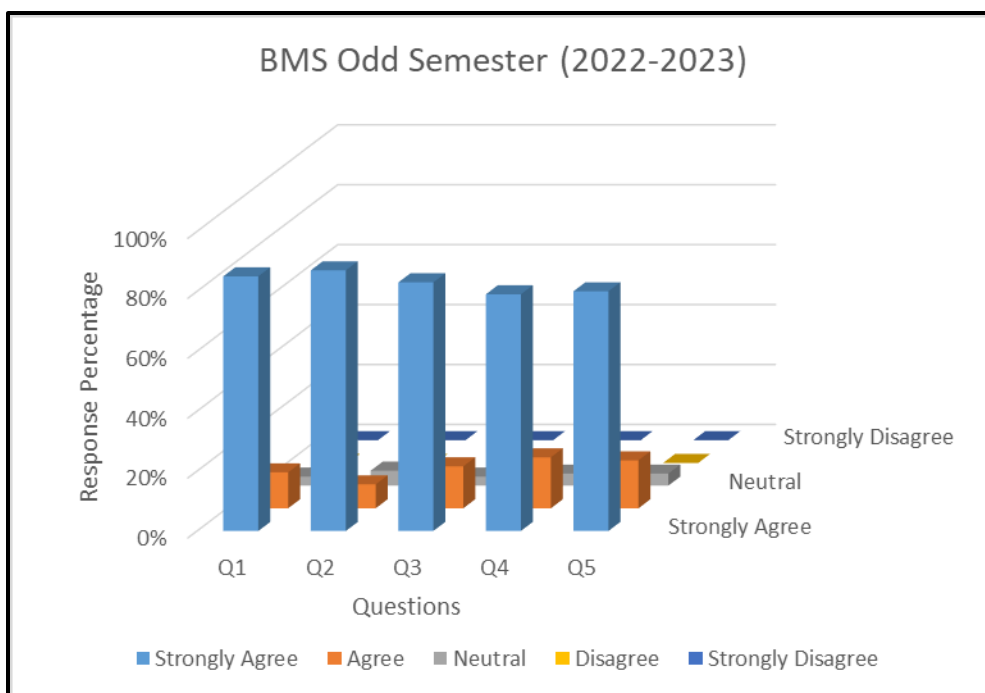
Nagindas Khandwala College (Autonomous)

FEEDBACK ANALYSIS: BMS

Odd Semester

Total Number of Responses: 145

	Strongly Agree	Agree	Neutral	Disagree	Strongly Disagree
Q1	123	17	5	0	0
Q2	126	12	7	0	0
Q3	120	20	5	0	0
Q4	115	25	5	0	0
Q5	116	23	6	0	0



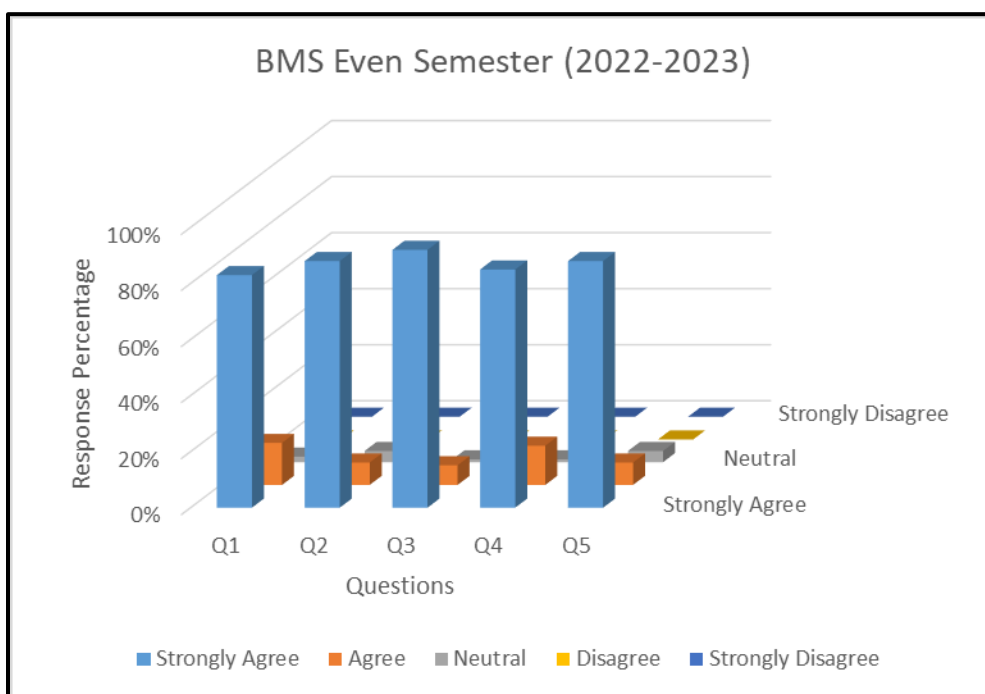


Nagindas Khandwala College (Autonomous)

Even Semester

Total Number of Responses: 149

	Strongly Agree	Agree	Neutral	Disagree	Strongly Disagree
Q1	131	12	6	0	0
Q2	137	10	2	0	0
Q3	124	22	3	0	0
Q4	131	12	6	0	0
Q5	127	21	1	0	0



Analysis:

100% of the students are satisfied with the aspects of teaching learning.



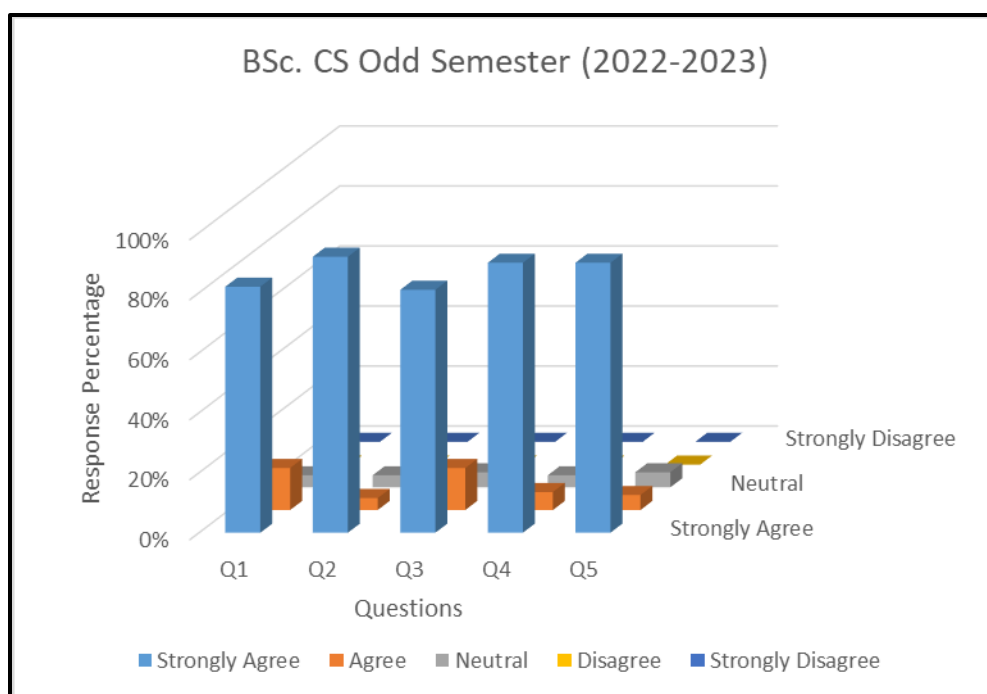
Nagindas Khandwala College (Autonomous)

FEEDBACK ANALYSIS: BSc. CS

Odd Semester

Total Number of Responses: 45

	Strongly Agree	Agree	Neutral	Disagree	Strongly Disagree
Q1	37	6	2	0	0
Q2	41	2	2	0	0
Q3	36	6	3	0	0
Q4	41	3	1	0	0
Q5	41	2	2	0	0



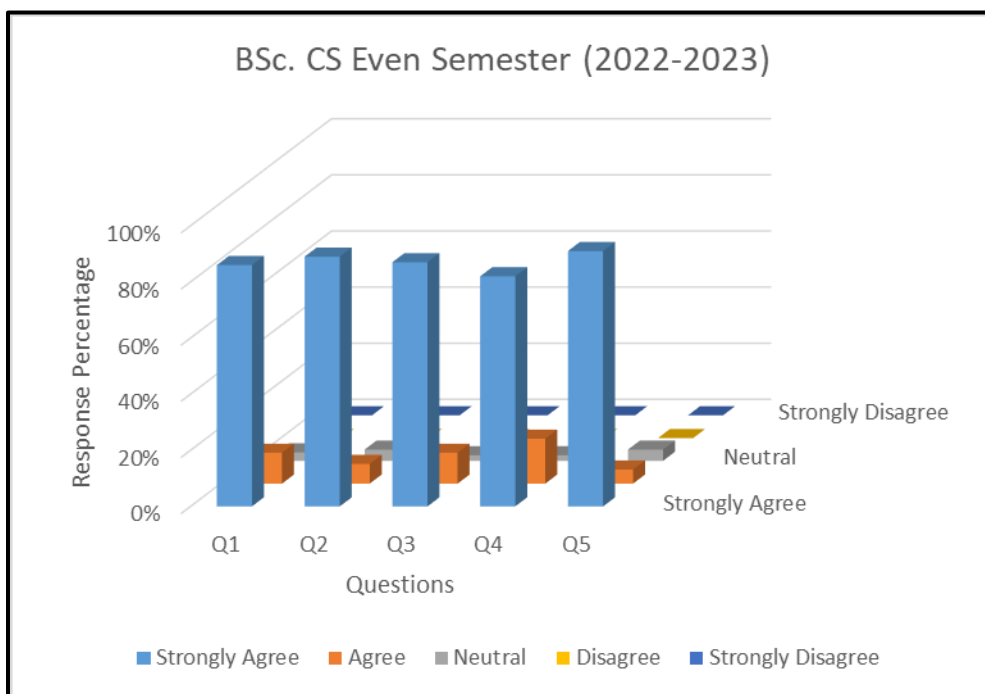


Nagindas Khandwala College (Autonomous)

Even Semester

Total Number of Responses: 47

	Strongly Agree	Agree	Neutral	Disagree	Strongly Disagree
Q1	43	2	2	0	0
Q2	41	5	1	0	0
Q3	40	5	2	0	0
Q4	42	3	2	0	0
Q5	39	8	0	0	0



Analysis:

100% of the students are satisfied with the aspects of teaching learning.



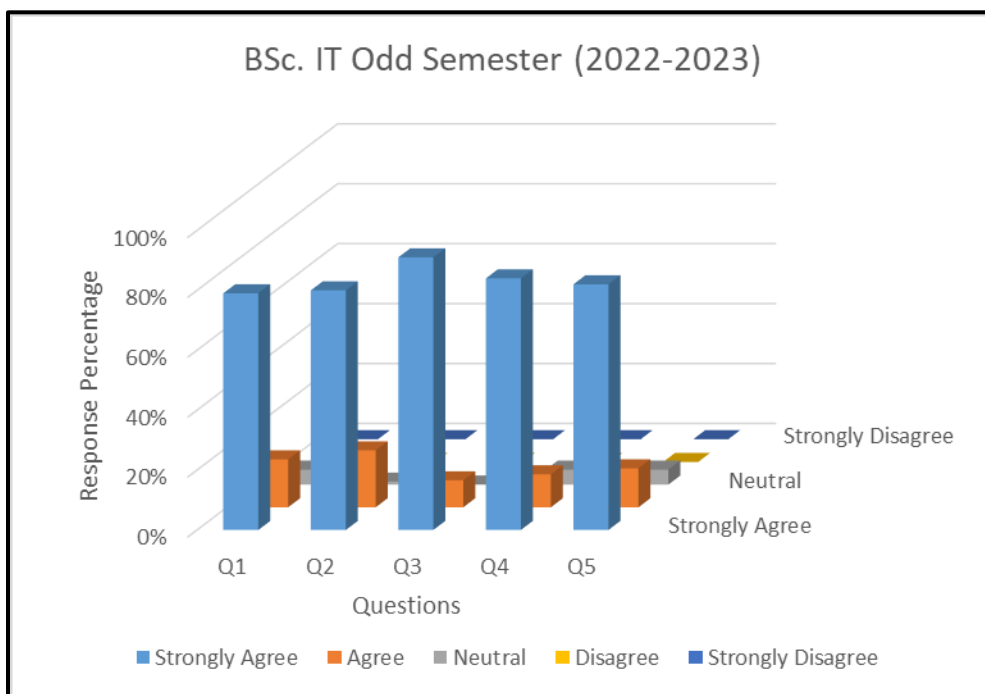
Nagindas Khandwala College (Autonomous)

FEEDBACK ANALYSIS: BSc. IT

Odd Semester

Total Number of Responses: 48

	Strongly Agree	Agree	Neutral	Disagree	Strongly Disagree
Q1	38	8	2	0	0
Q2	38	9	1	0	0
Q3	44	4	0	0	0
Q4	40	5	3	0	0
Q5	39	6	3	0	0



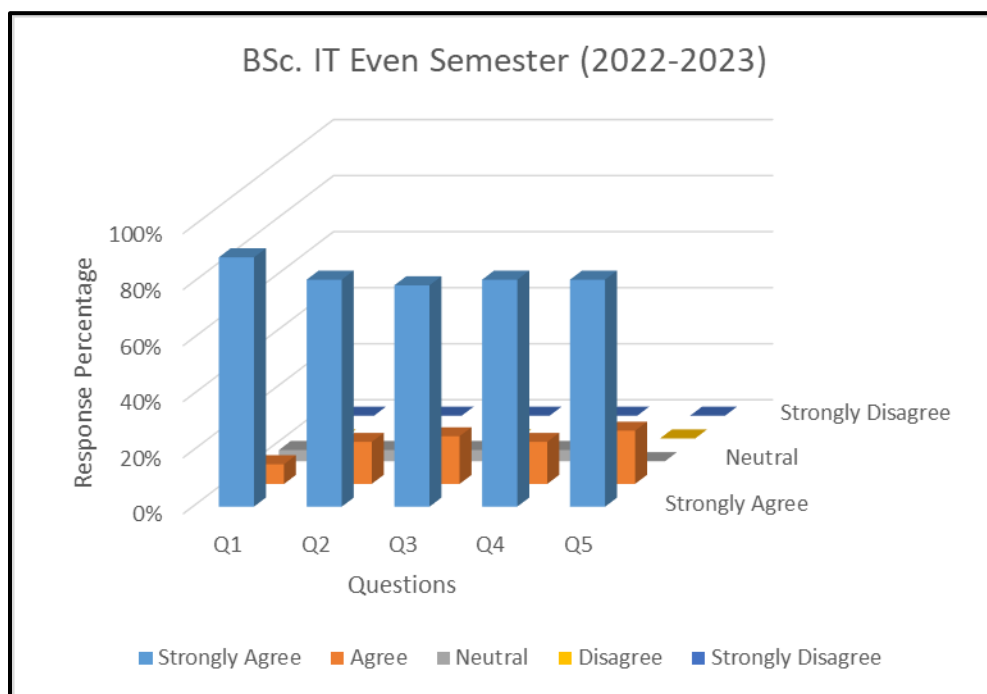


Nagindas Khandwala College (Autonomous)

Even Semester

Total Number of Responses: 53

	Strongly Agree	Agree	Neutral	Disagree	Strongly Disagree
Q1	43	10	0	0	0
Q2	42	9	2	0	0
Q3	47	4	2	0	0
Q4	43	8	2	0	0
Q5	43	8	2	0	0



Analysis:

100% of the students are satisfied with the aspects of teaching learning.



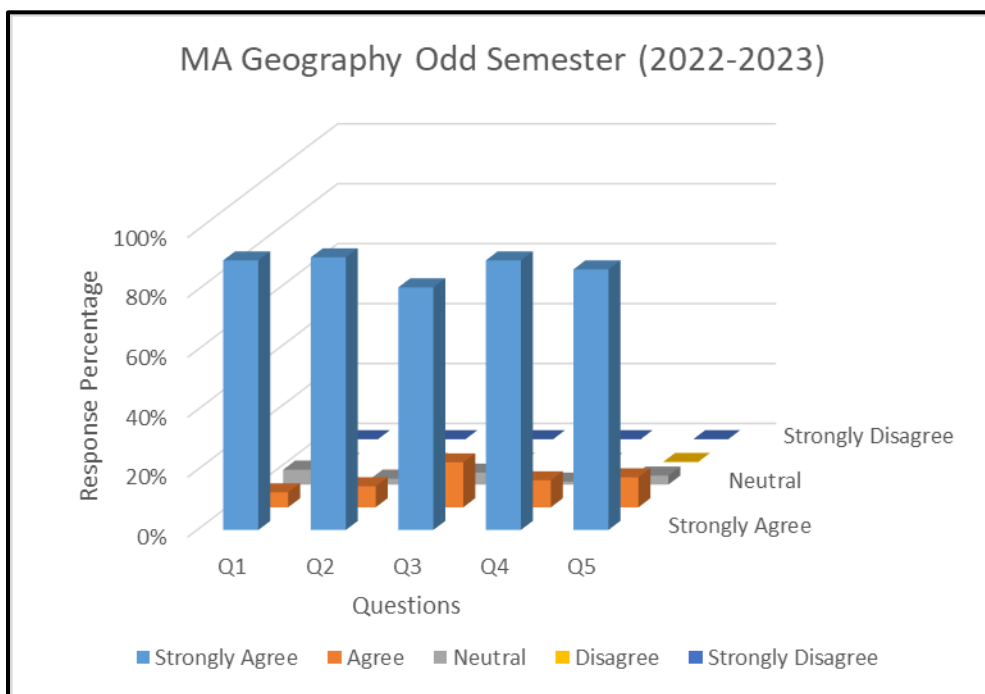
Nagindas Khandwala College (Autonomous)

FEEDBACK ANALYSIS: MA Geography

Odd Semester

Total Number of Responses: 05

	Strongly Agree	Agree	Neutral	Disagree	Strongly Disagree
Q1	5	0	0	0	0
Q2	5	0	0	0	0
Q3	4	1	0	0	0
Q4	5	0	0	0	0
Q5	4	1	0	0	0



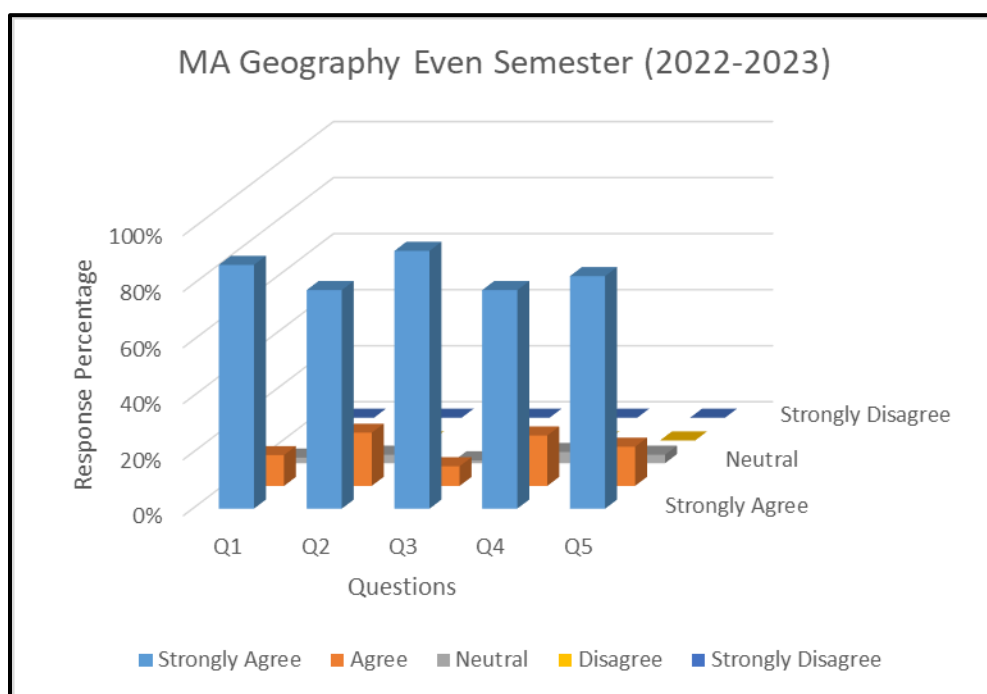


Nagindas Khandwala College (Autonomous)

Even Semester

Total Number of Responses: 07

	Strongly Agree	Agree	Neutral	Disagree	Strongly Disagree
Q1	6	1	0	0	0
Q2	6	0	1	0	0
Q3	6	1	0	0	0
Q4	5	1	1	0	0
Q5	5	1	1	0	0



Analysis:

100% of the students are satisfied with the aspects of teaching learning.



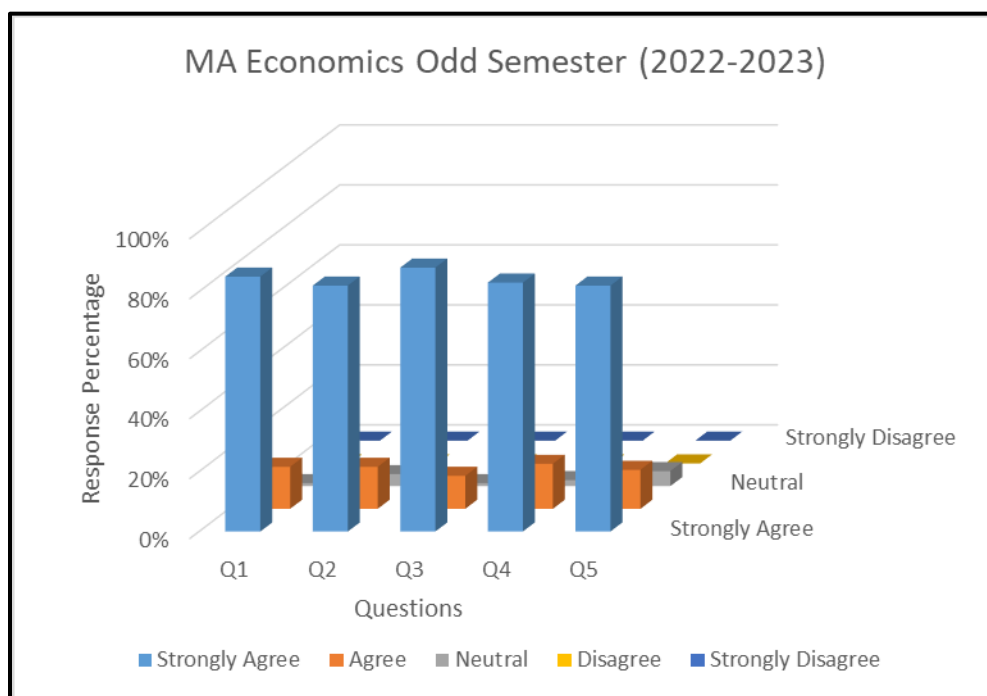
Nagindas Khandwala College (Autonomous)

FEEDBACK ANALYSIS: MA Economics

Odd Semester

Total Number of Responses: 09

	Strongly Agree	Agree	Neutral	Disagree	Strongly Disagree
Q1	8	1	0	0	0
Q2	7	1	1	0	0
Q3	8	1	0	0	0
Q4	7	1	1	0	0
Q5	7	1	1	0	0



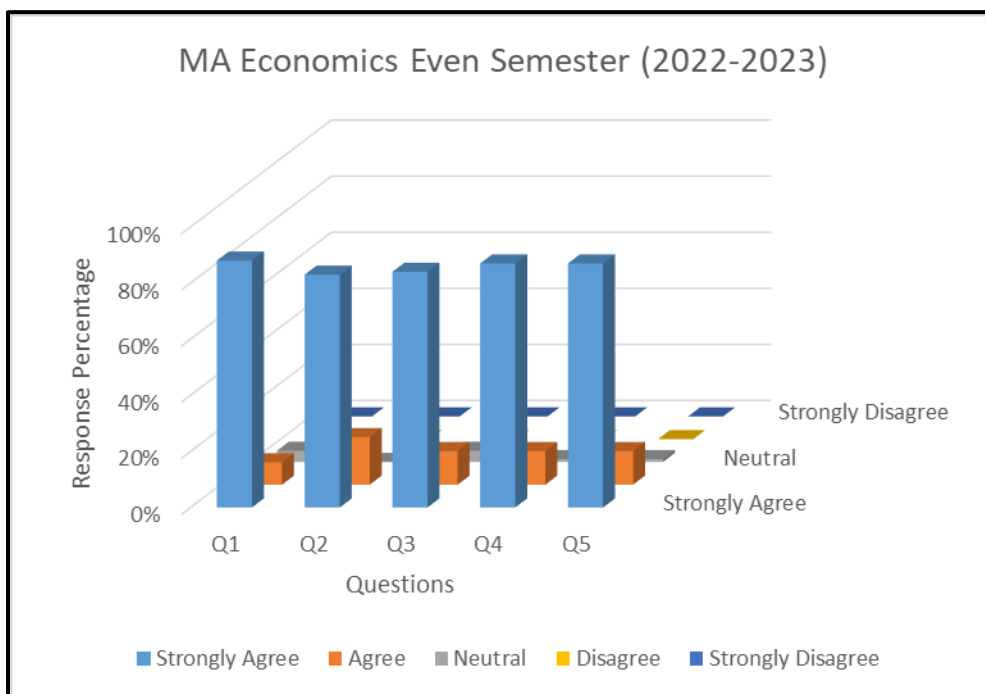


Nagindas Khandwala College (Autonomous)

Even Semester

Total Number of Responses: 08

	Strongly Agree	Agree	Neutral	Disagree	Strongly Disagree
Q1	7	1	0	0	0
Q2	7	1	0	0	0
Q3	7	1	0	0	0
Q4	7	1	0	0	0
Q5	7	1	0	0	0



Analysis:

100% of the students are satisfied with the aspects of teaching learning.



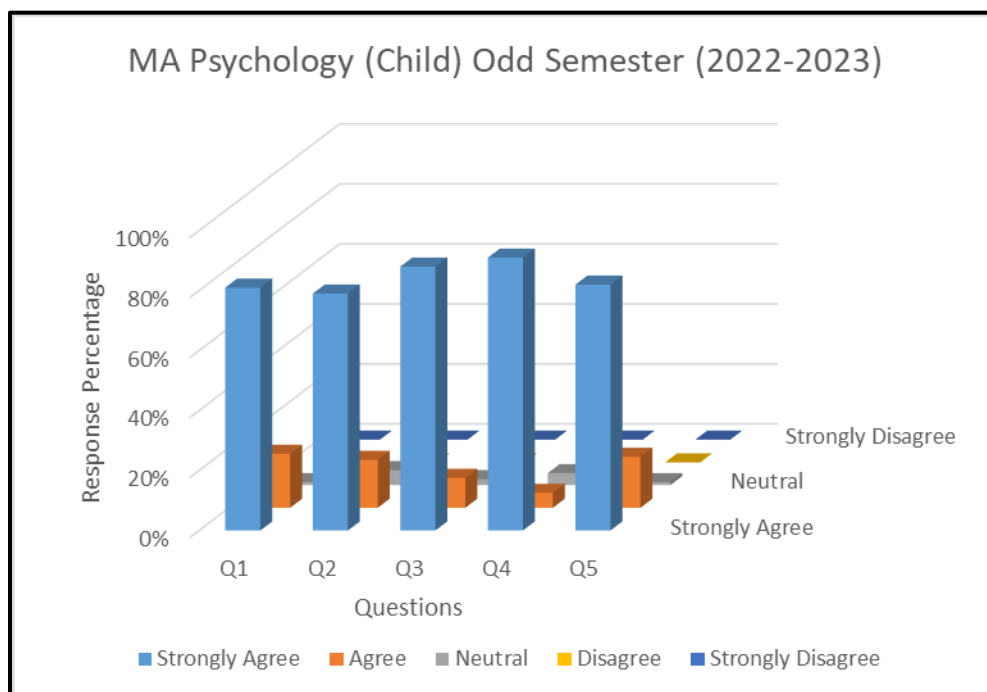
Nagindas Khandwala College (Autonomous)


FEEDBACK ANALYSIS: MA Psychology (Child)

Odd Semester

Total Number of Responses: 08

	Strongly Agree	Agree	Neutral	Disagree	Strongly Disagree
Q1	6	1	1	0	0
Q2	6	1	1	0	0
Q3	7	1	0	0	0
Q4	7	0	1	0	0
Q5	7	1	0	0	0



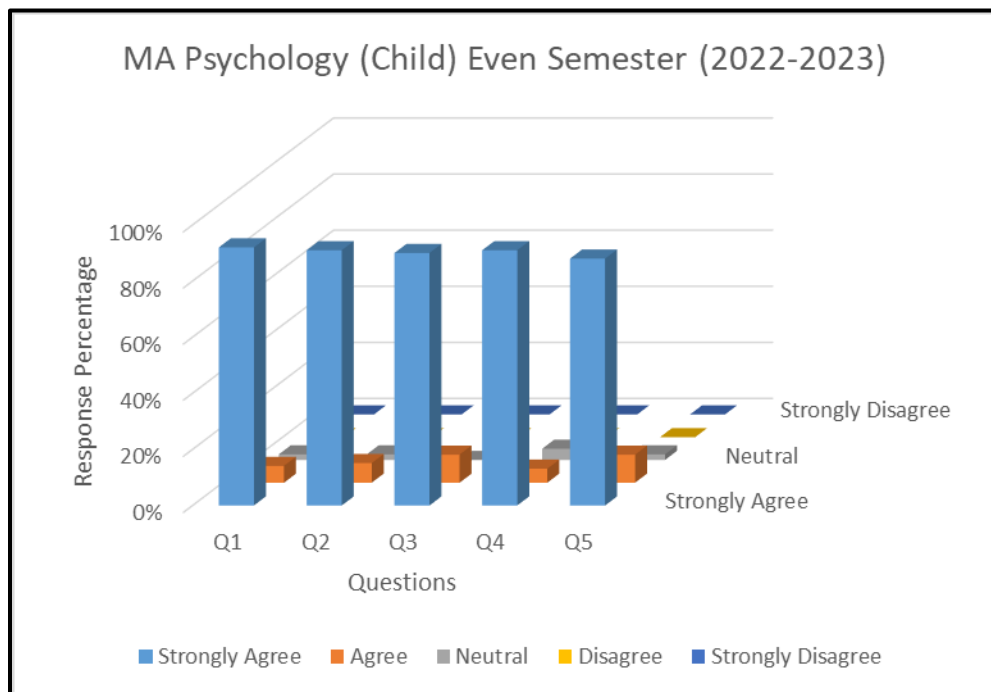


Nagindas Khandwala College (Autonomous)

Even Semester

Total Number of Responses: 07

	Strongly Agree	Agree	Neutral	Disagree	Strongly Disagree
Q1	6	1	0	0	0
Q2	6	1	0	0	0
Q3	6	0	1	0	0
Q4	6	0	1	0	0
Q5	6	0	1	0	0



Analysis:

100% of the students are satisfied with the aspects of teaching learning.



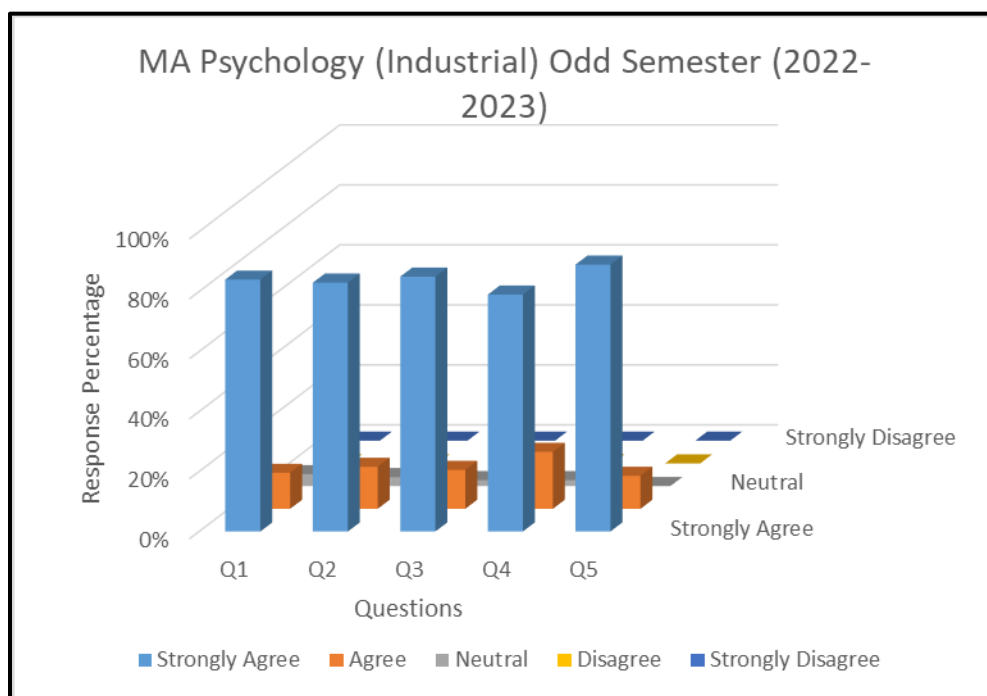
Nagindas Khandwala College (Autonomous)

FEEDBACK ANALYSIS: MA Psychology (Industrial)

Odd Semester

Total Number of Responses: 09

	Strongly Agree	Agree	Neutral	Disagree	Strongly Disagree
Q1	8	1	0	0	0
Q2	7	1	1	0	0
Q3	8	1	0	0	0
Q4	7	2	0	0	0
Q5	8	1	0	0	0



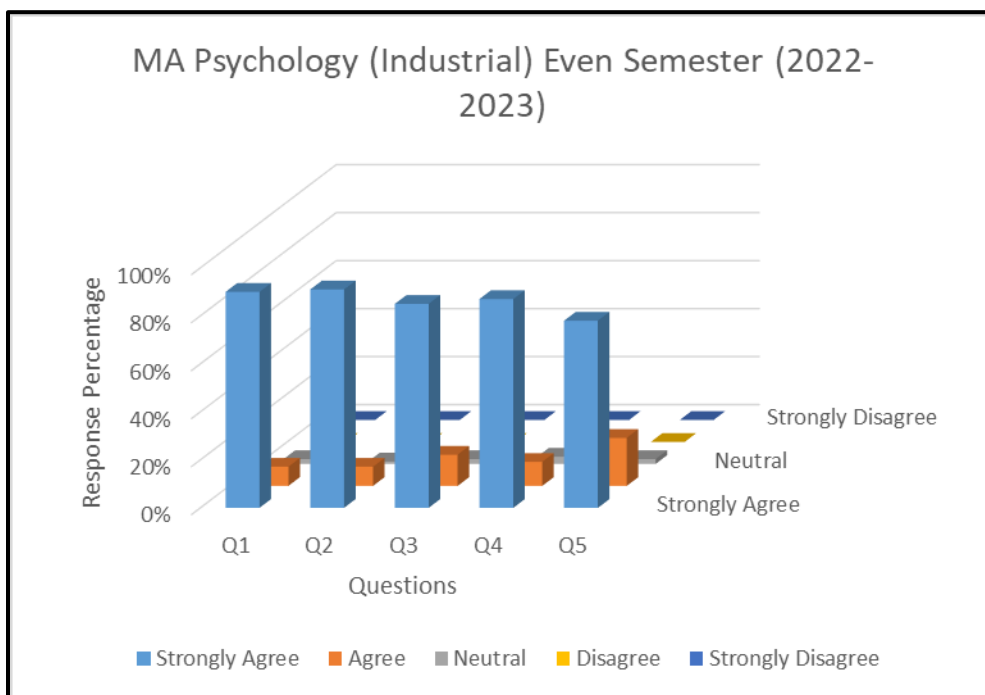


Nagindas Khandwala College (Autonomous)

Even Semester

Total Number of Responses: 08

	Strongly Agree	Agree	Neutral	Disagree	Strongly Disagree
Q1	6	2	0	0	0
Q2	7	1	0	0	0
Q3	7	1	0	0	0
Q4	7	1	0	0	0
Q5	7	1	0	0	0



Analysis:

100% of the students are satisfied with the aspects of teaching learning.



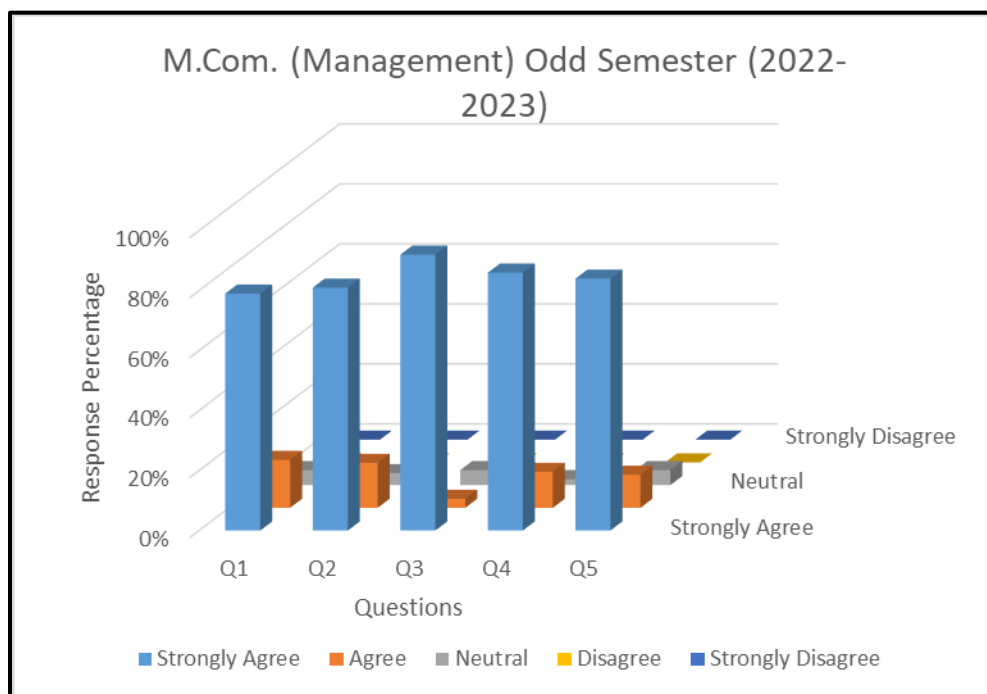
Nagindas Khandwala College (Autonomous)

FEEDBACK ANALYSIS: M.Com. (Management)

Odd Semester

Total Number of Responses: 21

	Strongly Agree	Agree	Neutral	Disagree	Strongly Disagree
Q1	17	3	1	0	0
Q2	17	3	1	0	0
Q3	19	1	1	0	0
Q4	18	3	0	0	0
Q5	18	2	1	0	0



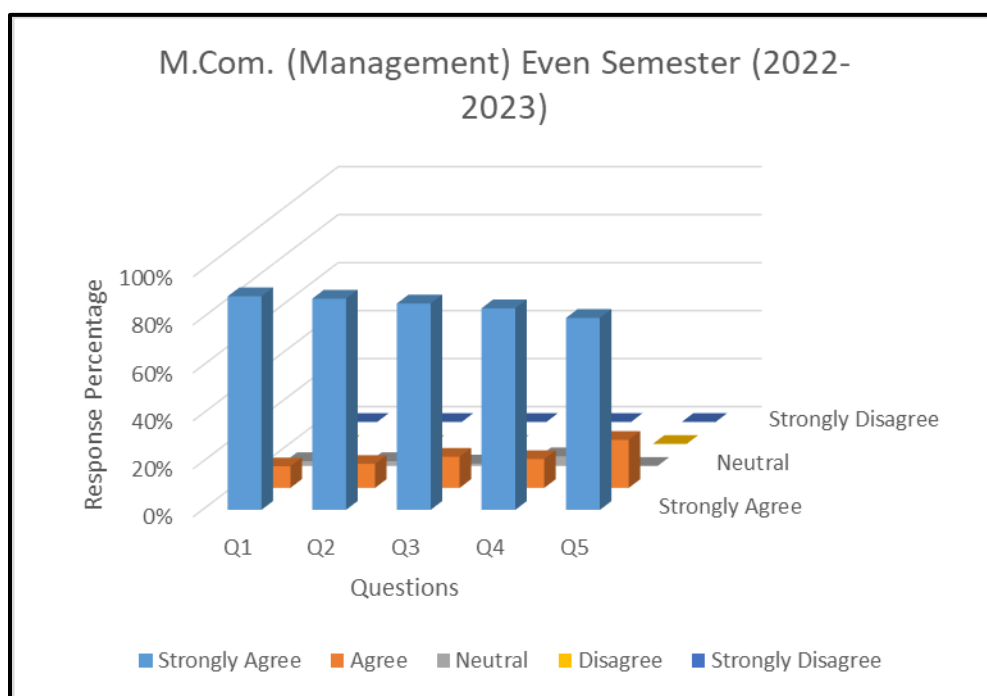


Nagindas Khandwala College (Autonomous)

Even Semester

Total Number of Responses: 17

	Strongly Agree	Agree	Neutral	Disagree	Strongly Disagree
Q1	17	4	0	0	0
Q2	18	3	0	0	0
Q3	19	2	0	0	0
Q4	18	2	1	0	0
Q5	18	3	0	0	0



Analysis:

100% of the students are satisfied with the aspects of teaching learning.



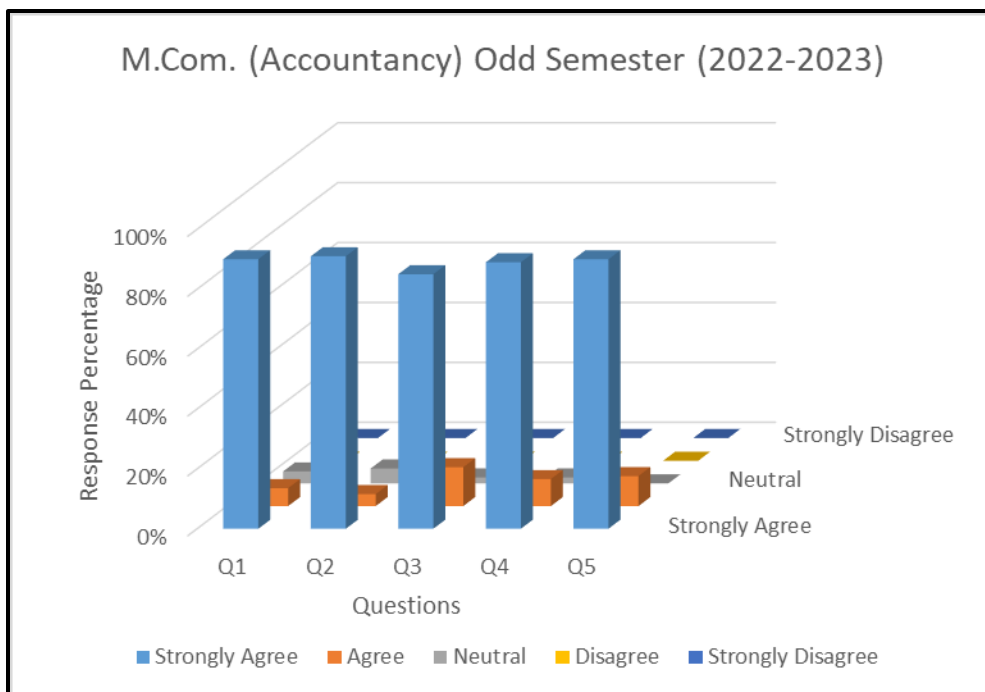
Nagindas Khandwala College (Autonomous)

FEEDBACK ANALYSIS: M.Com. (Accountancy)

Odd Semester

Total Number of Responses: 17

	Strongly Agree	Agree	Neutral	Disagree	Strongly Disagree
Q1	15	1	1	0	0
Q2	15	1	1	0	0
Q3	14	2	1	0	0
Q4	15	2	0	0	0
Q5	15	2	0	0	0



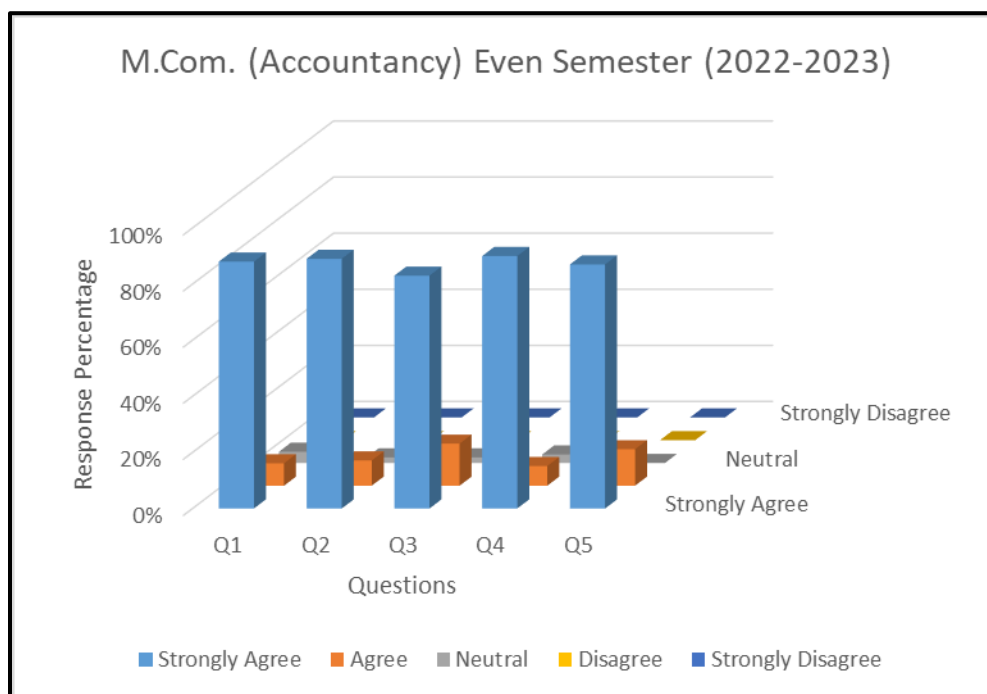


Nagindas Khandwala College (Autonomous)

Even Semester

Total Number of Responses: 19

	Strongly Agree	Agree	Neutral	Disagree	Strongly Disagree
Q1	17	2	0	0	0
Q2	16	3	0	0	0
Q3	17	2	0	0	0
Q4	17	2	0	0	0
Q5	17	1	1	0	0



Analysis:

100% of the students are satisfied with the aspects of teaching learning.



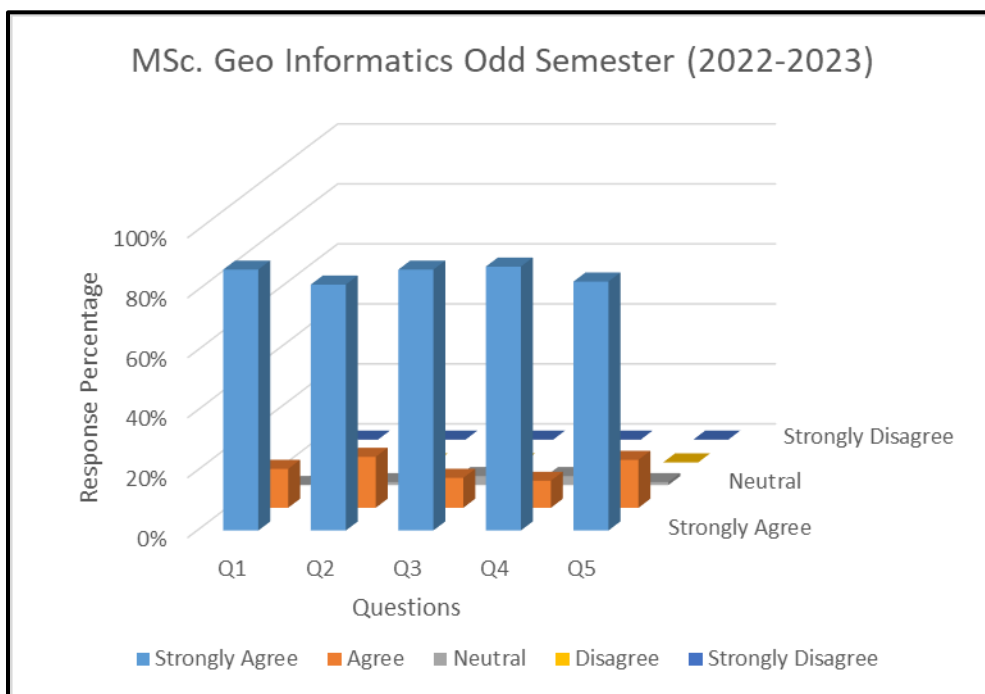
Nagindas Khandwala College (Autonomous)

FEEDBACK ANALYSIS: MSc. Geo Informatics

Odd Semester

Total Number of Responses: 06

	Strongly Agree	Agree	Neutral	Disagree	Strongly Disagree
Q1	5	1	0	0	0
Q2	5	1	0	0	0
Q3	5	1	0	0	0
Q4	5	1	0	0	0
Q5	5	1	0	0	0



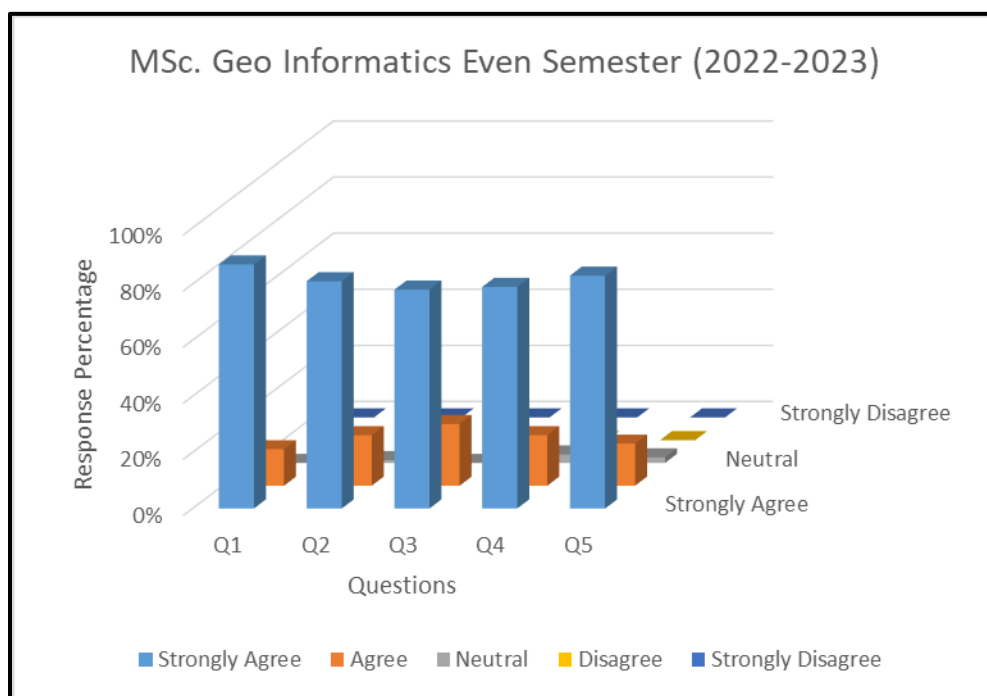


Nagindas Khandwala College (Autonomous)

Even Semester

Total Number of Responses: 07

	Strongly Agree	Agree	Neutral	Disagree	Strongly Disagree
Q1	6	1	0	0	0
Q2	5	2	0	0	0
Q3	6	1	0	0	0
Q4	6	1	0	0	0
Q5	6	1	0	0	0



Analysis:

100% of the students are satisfied with the aspects of teaching learning.



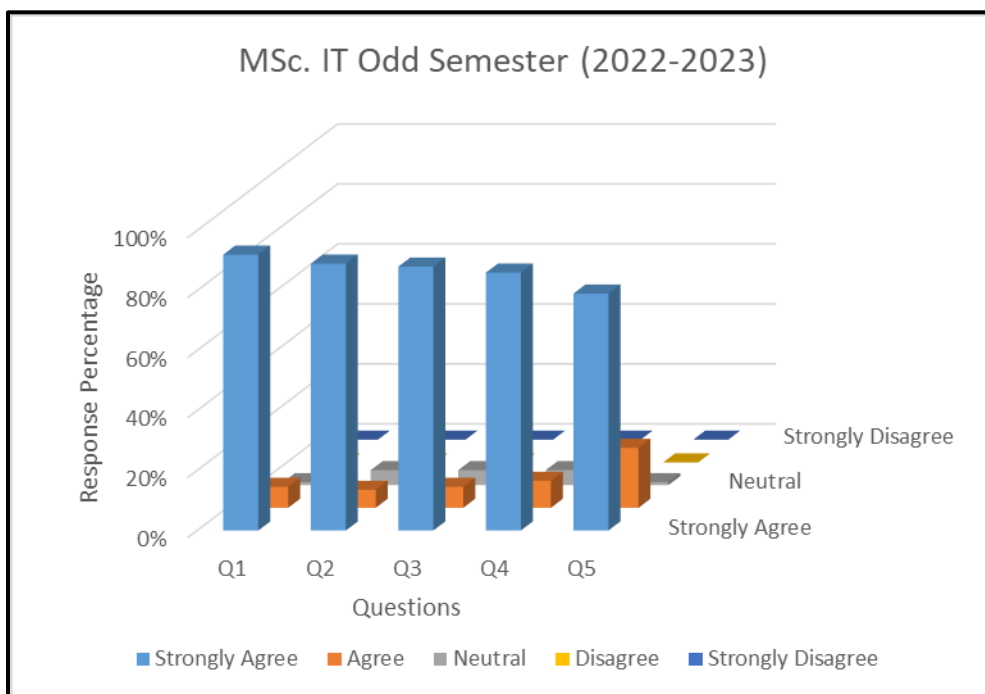
Nagindas Khandwala College (Autonomous)

FEEDBACK ANALYSIS: MSc. IT

Odd Semester

Total Number of Responses: 11

	Strongly Agree	Agree	Neutral	Disagree	Strongly Disagree
Q1	10	1	0	0	0
Q2	10	1	0	0	0
Q3	10	1	0	0	0
Q4	9	1	1	0	0
Q5	9	2	0	0	0



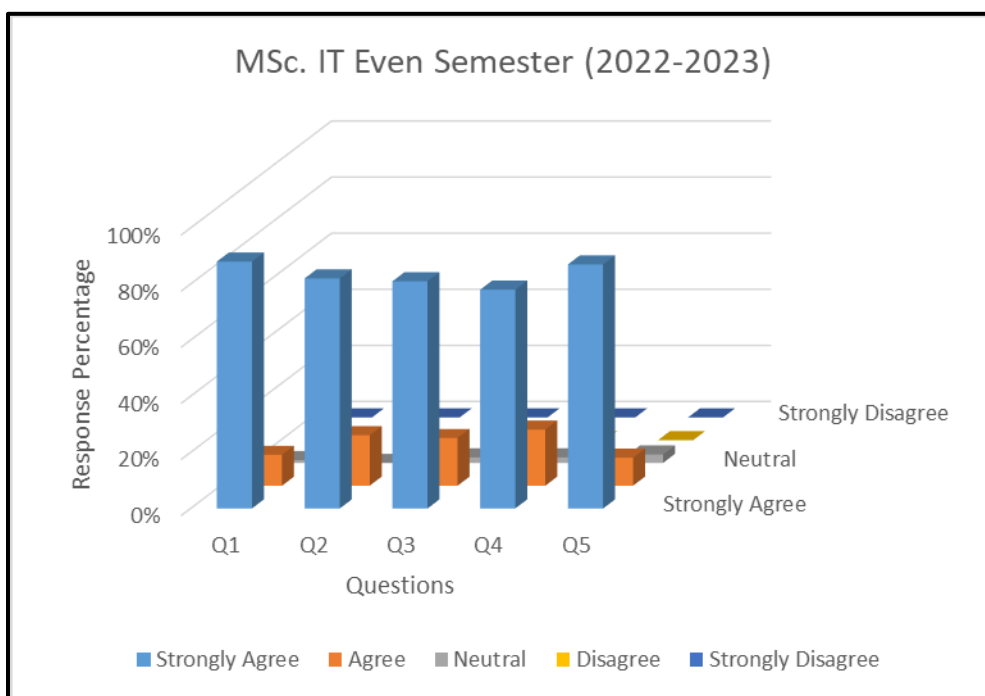


Nagindas Khandwala College (Autonomous)

Even Semester

Total Number of Responses: 09

	Strongly Agree	Agree	Neutral	Disagree	Strongly Disagree
Q1	8	1	0	0	0
Q2	7	2	0	0	0
Q3	8	1	0	0	0
Q4	7	2	0	0	0
Q5	7	2	0	0	0



Analysis:

100% of the students are satisfied with the aspects of teaching learning.