



Autonomous (2016-17)

Malad Kandivli Education Society's  
**NAGINDAS KHANDWALA COLLEGE**  
OF COMMERCE, ARTS & MANAGEMENT STUDIES  
AND SHANTABEN NAGINDAS KHANDWALA COLLEGE OF SCIENCE .

(Re-accredited (3<sup>rd</sup> cycle) by NAAC with 'A' Grade)

ISO 9001 : 2015 Certified

Educational Excellence Award By Indus Foundation, U.S.A.

IMC Ramkrishna Bajaj National Quality Commendation Certificate

Nagindas Khandwala College (Autonomous)

**LIBRARY BOOKS & LIBRARY SUBSCRIPTION**

YEAR	LIB BOOKS TOTAL	LIB SUBSCRIPTION TOTAL	GROSS TOTAL	PAGE NO
2016 - 2017	859195	221718	1080913	2 TO 29
2017 - 2018	863748	230056	1093804	30 TO 56
2018 - 2019	806895	229696	1036591	57 TO 94
2019 - 2020	427719	244060	671779	95 TO 122
2020 - 2021	37005	242234	279239	123 TO 139

**PRINCIPAL**  
NAGINDAS KHANDWALA COLLEGE OF COMMERCE  
ARTS & MANAGEMENT STUDIES AND SHANTABEN  
NAGINDAS KHANDWALA COLLEGE OF SCIENCE  
(AUTONOMOUS)  
MALAD (W), MUMBAI - 400 064

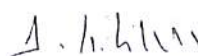
**NAGINDAS KHANDWALA COLLEGE OF COMMERCE, ARTS AND MANAGEMENT STUDIES AND SHANTABEN NAGINDAS KHANDWALA COLLEGE OF SCIENCE**  
**BALANCE SHEET AS ON 31ST MARCH, 2019**


2017-18	LIABILITIES	RS.	2018-19	2017-18	ASSETS	RS.	2018-19
	<b>EARMARKED FUND</b>				<b>FIXED ASSETS</b>		
16,36,145	Development Fund	16,36,145		19,73,691	Furniture & Fixtures	17,76,322	
12,18,197	Students Welfare Fund	55,36,417			Add: Purchases during the year	24,367	
3,00,000	Utilization of Caution Money	3,00,000	74,72,562	19,73,691		18,00,689	16,20,620
3,82,140	V. C. Fund			1,97,369	Less : Depreciation	1,80,069	
35,36,482				17,76,322			
	<b>INCOME EXPENDITURE A/C</b>			9,97,306	Library Books	8,98,016	
	As per Last Year Balance Sheet			3,49,650	Add: Purchases during the year	3,02,193	
4,93,324	Excess of Income during the year	52,46,225		13,46,956		12,00,209	8,00,180
(4,93,324)	Less: Trf. To Malad Kandivali Edu. Society	(52,46,225)		4,48,940	Less : Depreciation	4,00,029	
				8,98,016			
	<b>CURRENT LIABILITIES</b>			5,05,994	Equipment	10,77,633	
40,000	Research Grant	30,000			Less:Reimbursement pervious year from UGC	88,752	
	Recovery of Staganant			6,91,376	Add:Purchases during the year	11,66,385	
11,92,928	University Exam Fees & Remuneration Fees		64,55,049	11,97,370		1,16,639	10,49,746
4,96,585	Alumni Association Fees	14,829		1,19,737	Less : Depreciation		
18,000	Alumni Association SAF	46,020		10,77,633			
1,62,254	Sundry Creditors	97,000			Computer	2,91,574	
97,000	NAAC	62,67,200		1,04,600	Add:Purchases during the year	6,53,961	
	Tuition Fees (JD)			3,81,357		9,45,535	5,67,321
20,06,767				4,85,957	Less : Depreciation	3,78,214	
	Caution Money	3,65,050	9,73,650	1,94,383			
18,07,130	Library Deposits	6,08,600		2,91,574	<b>CURRENT ASSETS</b>		
31,98,695					<b>Bank Balance With</b>		
50,05,825					The Malad Sahakari Bank Ltd.		
				7,94,098	A/c. No. 112 (Non-salary)	33,31,648	
				3,20,073	Bank of Maharashtra - Salary	3,57,379	
					HDFC Bank	10,13,850	
				49,222	State Bank of India	4,945	
				4,27,684	Punjab National Bank	4,91,095	51,98,916
				15,91,077			
				31,10,000	Non-Salary Grant Receivable	31,10,000	
				1,44,766	Electricity Deposits	1,44,766	32,54,766
				32,54,766			
				35,000	<b>Loans &amp; Advances:</b>	35,000	
				5,00,000	Advance	5,00,000	
				3,750	Nagindas Khandwala (UGC)		
				5,00,000	Nagindas Khandwala (SELF FINANCE)	5,00,000	
				1,07,200	Nagindas Khandwala (B.Voc)	1,07,200	11,42,200
				11,45,950	Advance Salary Grant		
				5,13,737	Malad Kandivali Education Society		12,67,512
1,05,49,074	<b>TOTAL</b>		1,49,01,261	1,05,49,074	<b>TOTAL</b>		1,49,01,261

Examined and found correct as per our report of even date For Manish Chokshi & Co. Chartered Accountants,

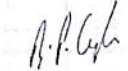
Manish R Chokshi  
Place : Mumbai.

  
Hasmukh D. Rambhia  
Trustee / President

  
Digant H. Upadhyaya  
Hon. Secretary

  
Haresh H. Vira

Treasurers

  
Bharat P. Gupta

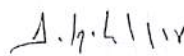
Treasurers

**PRINCIPAL**  
  
**NAGINDAS KHANDWALA COLLEGE OF COMMERCE**  
**ARTS & MANAGEMENT STUDIES AND SHANTABEN**  
**NAGINDAS KHANDWALA COLLEGE OF SCIENCE**  
 (AUTONOMOUS)  
 MALAD (W), MUMBAI - 400 084


2017-18	EXPENDITURE	2018-19	2017-18	INCOME	2018-19
1,01,693	To Advertisement Charges	98,208	4,12,200	By Admission Processing Fees	4,27,200
53,000	To Affiliation Fees	53,000	-	By Autonomy Grant	40,00,000
56,941	To Allowances	8,477	15,000	By Career Guidance	-
76,400	To Audit Fees	1,07,970	1,26,200	By Comp./ Psy. Fees/ Vocational fees	86,200
1,76,375	To Autonomy Expenses	1,89,473	-	By Computer Practical Fees	-64,200
4,488	To Bank Charges	6,108	20,710	By D.R.F	21,400
20,580	To Binding Charges	15,820	10,20,650	By Development Fees	10,57,000
9,057	To Career Fair Expenses	-	860	By Document Verification Fees	6,050
4,12,406	To College Day Expenses	1,18,555	39,900	By E - Charges	42,370
1,15,000	To College Magazines	3,59,925	1,03,550	By E. Suvidha	1,06,000
3,26,851	To Computer Expenses	83,787	-	By Enrolment Fees	15,620
2,50,846	To Conveyance Expenses	1,59,503	15,525	By Educational Income	-
871	To Convocation Ceramoney	24,500	48,000	By Element of Operation Research	30,000
21,290	To D.R.F	8,290	39,40,820	By Examination Fees	56,80,790
9,92,984	To Depreciation	10,74,951	8,49,286	By Forfiture of Fees	3,07,873
21,150	To E - Charges	8,290	35,000	By French Fees	70,000
1,06,250	To E. Suvidha	41,450	84,560	By Group Insurance	85,800
8,33,356	To Electricity Charges	13,89,060	8,17,600	By Gymkhana Fees	8,46,300
19,49,372	To Examination Expenses	16,33,634	20,721	By Identity card	2,21,800
6,57,409	To Extra Curricular Activities	11,64,173	46,674	By Inter. Univ. Sports and cult.	60,699
4,500	To Facilitation Charges	7,500	1,74,988	By Interest From Bank	2,03,716
1,53,000	To Garden expenses	26,000	-	By Jee Exam	46,400
81,671	To Group Insurance	81,304	1,68,400	By Laboratory Fees	84,200
2,62,302	To Gymkhana Expenses	6,69,351	4,09,000	By Library Fees	4,22,600
14,801	To House Keeping Expenses	59,232	2,04,200	By Magazine / Cultural Fees	2,11,300
-	To Identity Card	1,45,730	27,47,627	By Miscellaneous Income	33,45,008
42,320	To Insurance Premium	-	52,700	By Online Course Fees	7,38,400
2,11,666	To Inter. Univ. Sports and cult.	76,756	-	By Online Exam Fees	24,800
5,72,063	To National & International Conference	-	5,10,750	By Other Fees & extra curricular activities	5,28,750
98,049	To IQAC	88,379	1,000	By Project Fees	9,000
64,501	To ISO9000-2008	2,09,911	60,752	By Recovery of fees (previous yr stdt)	78,691
52,687	To Khandwala Times & Publishing House	57,418	6,81,35,653	By Salary Grant	6,91,46,745
1,000	To Legal Expenses	300	3,76,900	By Sale of Admission Forms	-
-	To Library Expenses	7,965	10,89,416	By Short Term Course	7,73,163
52,326	To Library Subscription	79,801	31,800	By T.C. Fees	34,100
2,50,000	To Maintenance Charges	10,50,000	2,68,850	By Transcript Fees	3,95,750
5,782	To Miscellaneous Expenses	40,507	13,45,600	By Tuition Fees	-
1,56,982	To Municipal Tax (Property Tax)	1,53,127	10,66,800	By Tuition Fees (unaided)	18,59,800
1,28,641	To NSS	1,48,029	5,11,000	By Utility Fees	5,28,500
22,545	To Postage & Revenue Stamp	19,061	-	By University Exam Fees	12,84,640
5,72,281	To Printing and Stationery	4,93,169	-	By Alumni Assoc. Fees	5,49,910
87,495	To Prize Distribution Expenses	96,369	-	By V. C. Fund	4,08,340
-	To Professional fees	1,00,000	-	-	-
2,15,450	To Professional fees for visiting faculty	3,43,700	-	-	-
68,908	To Reading Room Expenses	61,522	-	-	-
27,800	To Registration Fees	-	-	-	-
63,49,982	To Repairs & Maintenance	18,85,018	-	-	-
6,80,10,210	To Salaries	6,91,39,014	-	-	-
6,15,753	To Salary (ad hoc)	6,70,366	-	-	-
-	To Security Service Charges	5,57,873	-	-	-
54,568	To Seminar & Conference	1,37,089	-	-	-
6,40,750	To Software Development	2,31,177	-	-	-
1,55,064	To Springz	-	-	-	-
1,78,442	To Staff Welfare Expenses	2,10,863	-	-	-
-	To Student Aid Fund (Books)	10,332	-	-	-
1,12,593	To Telephone Charges	93,295	-	-	-
50,746	To Uniforms to peons & washing allowances	10,200	-	-	-
44,816	To Water Charges	55,576	-	-	-
-	To Tuton Fees	45,64,800	-	-	-
-	To Online Course Expenses	4,31,880	-	-	-
(4,93,324)	To Excess Of Income Over Expenditure	52,46,225	-	-	-
8,47,52,692		9,38,03,115	8,47,52,692		9,38,03,115


Examined and found correct  
as per our report of even date  
For Manish Chokshi & Co.  
Chartered Accountants.  
Manish R Chokshi  
Place : Mumbai.  
Date : 29th September 2019

  
Hasmukh D. Rambhila  
Trustee / President

  
Digant H. Upadhyaya  
Hon. Secretary

  
Harish H. Vira  
Treasurers

  
Bharat P. Gupta  
Treasurers

  
**PRINCIPAL**  
NAGINDAS KHANDWALA COLLEGE OF COMMERCE  
ARTS & MANAGEMENT STUDIES AND SHANTABEN  
NAGINDAS KHANDWALA COLLEGE OF SCIENCE  
(AUTONOMOUS)  
MALAD (W), MUMBAI - 400 084

NAGINDAS KHANDWALA COLLEGE OF COMMERCE, ARTS MANAGEMENT STUDIES AND SHANTABENAGINDAS KHANDWALA COLLEGE OF SCIENCE

UNAUDITED SECTION

BALANCE SHEET AS ON 31ST MARCH, 2018

2017-2018		LIABILITIES	2018-2019	2017-2018	ASSETS	2018-2019
10,26,564	Student welfare Fund	58,47,255			<b>FIXED ASSETS</b>	
2,78,540	Vice Chancellor Fund	-	58,47,255	19,74,463	<b>Furniture &amp; Fixture</b>	
13,05,104				10,560	As per last year Balance sheet	17,86,521
	<b>INCOME &amp; EXPENDITURE A/C</b>			19,85,023	Add: Purchased during the year	11,210
	As per last year Balance sheet			1,98,502	Less: Depreciation	17,97,731
32,40,324	Add: Excess of Income over Expenditure	1,06,48,176		17,86,521		1,79,773
						16,17,958
32,40,324	Less: Transfer to Malad Kandivli Education - Society	1,06,48,176			<b>Office Equipments</b>	
				20,47,448	As per last year Balance sheet	21,86,032
				3,81,477	Add: Purchased during the year	10,47,172
	<b>CURRENT LIABILITIES</b>			24,28,925	Less: Depreciation	32,33,204
	TDS (Contractor)	18,330		2,42,893		3,23,320
	The BSGD.S' Jr. College (Aided)	2,00,000		21,86,032		29,09,884
66,211	Sundry Creditor				<b>Library Books</b>	
12,05,442	Caution Money	2,71,850		12,37,793	As per last year Balance sheet	11,12,900
15,77,052	Library Deposits	4,64,850		4,31,474	Add: Purchased during the year	3,63,775
33,29,899	Laboratory Deposit	11,85,600		16,69,267	Less: Depreciation	14,76,675
3,19,526	Alumni Association Fee		21,40,630	5,56,367		4,92,176
16,93,823	Inter Collegiate Festival			11,12,900		9,84,499
81,91,953					<b>Computers &amp; Printers</b>	
				6,48,929	As per last year Balance sheet	5,08,855
	Malad Kandivli Education Society		4,90,596	1,99,163	Add: Purchased during the year	20,80,170
				8,48,092	Less: Depreciation	25,89,025
				3,39,237		10,35,610
				5,08,855	<b>CURRENT ASSETS</b>	
					Sundry Debtors	12,950
					Bank Balance	
				23,61,459	The Malad Sahakari Bank Ltd A/C NO 160	4,66,255
				5,83,089	HDFC Bank	8,38,232
				29,44,547	State Bank of India	15,490
				6,000	<b>Loans &amp; Advances</b>	
				9,52,199	Advance	79,800
					Malad Kandivli Education Society	9,52,199
94,97,057	<b>TOTAL</b>		84,78,483	94,97,057	<b>TOTAL</b>	84,78,483

Examined and found correct as per our report of even date For Manish Chokshi & Co. Chartered Accountants,

Manish R Chokshi  
Place : Mumbai.  
Date : 29th September' 2019

Hasmukh D. Rambhila  
Trustee / President

Examined and found correct as per our report of even date For Manish Chokshi & Co. Chartered Accountants,

Manish R Digant H. Upadhyaya  
Place : Mumbai.  
Date : 29th September 2019

Haresh H. Vira  
Bharat P. Gupta

PRINCIPAL  
NAGINDAS KHANDWALA COLLEGE OF COMMERCE  
ARTS & MANAGEMENT STUDIES AND SHANTABEN  
NAGINDAS KHANDWALA COLLEGE OF SCIENCE  
(AUTONOMOUS)  
MALAD (W), MUMBAI - 400 064

UNAIDED SECTION  
INCOME & EXPENDITURE ACCOUNT FOR THE PERIOD ENDED 31st MARCH, 2019

2017-2018		EXPENDITURE		2018-2019		2017-2018		INCOME		2018-2019	
53,924	To	Advertisement		2,37,128		3,47,800	By	Admission Processing Fees		3,86,200	
80,000	To	Affiliation Fees		80,000		2,76,206	By	Bank Interest		3,04,799	
5,18,309	To	Allowances		2,78,343		10,17,000	By	Co-Curri & Extra Curri Activity		11,58,000	
-	To	Alumini get together		28,000		-	By	College Magazine Fees		1,91,300	
-	To	Annual Day		45,000		20,79,000	By	Computer Practical Fees		23,84,000	
4,837	To	Bank Charges		2,045		51,000	By	Conference Hall Charges		30,000	
55,200	To	College Magazine		4,06,459		-	By	Convocation Ceremony Fees		1,54,180	
2,36,205	To	Computer Expenses		3,39,900		8,48,100	By	Development Fees		9,56,500	
13,510	To	Conveyance		2,886		17,370	By	Disaster Relief Fund		19,260	
-	To	Convocation Ceremony		1,19,847		-	By	Document Verification Fee		1,750	
13,36,997	To	Depreciation		20,30,881		34,050	By	E-Charges		38,280	
17,200	To	Disaster Relief Fund		7,860		4,000	By	Enrolment Fees		16,180	
2,240	To	Document Verification Fee		-		87,000	By	E-suidha		95,650	
17,200	To	E-Charges		7,900		35,65,878	By	Examination Fees		47,29,230	
7,08,720	To	Electricity Charges		28,43,032		5,31,722	By	Forfiture of Fees		3,35,808	
85,600	To	E-suidha		38,900		14,000	By	Gandhian Studies		77,200	
15,15,547	To	Examination Expenses		19,54,686		4,932	By	Group Insurance		7,65,200	
2,03,417	To	Extra Curricular Activities		6,76,852		6,79,240	By	Gymkhana Fees		1,93,000	
4,500	To	Facilitation Charges		4,500		50,750	By	I-Card		6,000	
1,34,250	To	Gymkhana expenses		76,308		-	By	Industrial Visit Fees		39,48,000	
-	To	Garden Maintainence		40,000		35,65,000	By	Laboratory Fees		11,21,400	
-	To	Gandhian Studies		10,002		10,23,200	By	Library Fees		34,97,379	
-	To	Group Insurance		74,176		29,20,222	By	Miscellaneous Income		19,100	
6,33,000	To	House Keeping Charges		2,44,750		-	By	NSS		4,78,495	
46,900	To	Internal Audit Fees		1,08,560		4,23,750	By	Other Fees		10,87,300	
1,48,330	To	Library Subscription		1,39,173		7,59,550	By	Project Fees		7,35,155	
-	To	Library Exp		5,000		4,69,162	By	Recovery of Fees		68,100	
14,00,000	To	Maintenance Charges (Rent)		35,00,000		4,97,300	By	Safe of Admission Form		14,34,554	
6,70,679	To	Management Contribution to P.F		6,56,658		-	By	Sports & Cultural Activities		2,58,91,200	
20,197	To	Miscellaneous Expenses		24,052		-	By	Short term Course		4,78,250	
4,47,856	To	Municipal Tax		4,34,173		1,93,84,500	By	Tuition Fees		1,24,603	
31,120	To	NSS		15,600		4,23,750	By	Utility Fees		3,01,340	
-	To	Online course Fees Exp		3,06,918		5,93,150	By	Vocational Fees		6,51,640	
50,561	To	Postages & Revenue Stamp		19,444		-	By	V. C. Fund		3,41,729	
5,70,547	To	Printing & Stationery		3,99,490		-	By	Inter Collegiate Festival		43,900	
20,07,113	To	Professional Fees to Visiting Faculty		24,96,547		-	By	Alumni Association Fees		7,427	
-	To	Professional Tax Late Fees		33,200		-	By	Reading Room Expenses		19,60,464	
7,651	To	Reading Room Expenses		7,427		-	By	Repairs & Maintenance		2,03,94,868	
62,11,582	To	Repairs & Maintenance		19,60,464		11,582	By	Salaries		6,797	
1,70,96,021	To	Salaries		2,03,94,868		7,096,021	By	Seminar & Conference		5,26,994	
68,523	To	Seminar & Conference		6,797		68,523	By	Security Service Charges		1,93,455	
17,87,642	To	Security Service Charges		5,26,994		7,57,642	By	Sports & Cultural Activities		58,021	
82,998	To	Sports & Cultural Activities		1,93,455		82,998	By	Staff Welfare Expense		4,48,754	
81,081	To	Staff Welfare Expense		58,021		58,021	By	Software Development		66,209	
-	To	Software Development		4,48,754		73,151	By	Telephone Charges		21,348	
75,151	To	Telephone Charges		66,209		2,700	By	Uniform & Washing Allowance		-	
2,700	To	Uniform & Washing Allowance		21,348		-	By	Excess of Income over Expenditure		1,06,48,176	
32,40,324	To	Excess of Income over Expenditure		1,06,48,176		32,40,324	By				
<b>3,96,67,632</b>		<b>TOTAL</b>		<b>5,20,20,782</b>		<b>3,96,67,632</b>		<b>TOTAL</b>		<b>5,20,20,782</b>	

Examined and found correct as per our report of even date For Manish Chokshi & Co. Chartered Accountants,

*Manish R Chokshi*  
Manish R Chokshi

Place : Mumbai.  
Date : 29th September 2019

*Hasmukh D. Rambhia*  
Hasmukh D. Rambhia

Trustee / President

*Digant H. Upadhyaya*  
Digant H. Upadhyaya

Hon. Secretary

Date: 29th September 2019

*Hareesh H. Vira*  
Hareesh H. Vira

Treasurers

Date: 29th September 2019


*Principal*  
PRINCIPAL

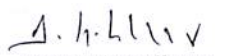
NAGINDAS KHANDWALA COLLEGE OF COMMERCE  
ARTS & MANAGEMENT STUDIES AND SHANTABEN  
NAGINDAS KHANDWALA COLLEGE OF SCIENCE  
(AUTONOMOUS)  
MALAD (W), MUMBAI - 400 064

SHANTABEN NAGINDAS KHANDWALA COLLEGE OF COMMERCE, ARTS AND MANAGEMENT STUDIES  
AND  
SHANTABEN NAGINDAS KHANDWALA COLLEGE OF SCIENCE  
BALANCE SHEET AS ON 31st MARCH 2019  
M.COM., M.Sc.IT., M.A. (P. G. COURSES)

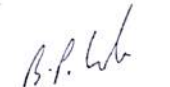
2017-2018	LIABILITIES	2018-2019	2017-2018	ASSETS	2018-2019
	<b>EARMARKED FUND</b>			<b>FIXED ASSETS</b>	
3,14,800	College Development Fund	3,14,800	11,474	Computer Lab.	93,472
43,618	Student Welfare Fund	7,14,490	1,44,314	Add : purchase during the year	-
3,58,418			62,316	Less : Depreciation	37,390
			93,472		56,083
	<b>Income &amp; Expenditure Account</b>		1,36,750	<b>Office Equipments</b>	1,26,405
	As per last year Balance sheet		3,700	Add : purchase during the year	-
26,16,316	Excess of Income during the year	33,411	1,40,450		1,26,405
26,16,816	Less : Transferred to Malad Kandivli Education - Society	(33,411)	14,045	Less : Depreciation	12,641
			1,26,405		1,13,764
			1,10,890	<b>Furniture &amp; Fixture</b>	99,801
			-	Add : purchase during the year	-
			11,089	Less : Depreciation	9,980
			99,801		89,821
	<b>CURRENT LIABILITIES</b>		5,44,660	<b>Library Books</b>	4,18,211
2,68,800	Sundry Creditor	372	82,625	Add : purchase during the year	1,40,927
3,39,700	Caution Money	51,900	6,27,285		5,59,138
1,97,426	Library Deposit	86,541	2,09,074	Less : Depreciation	1,86,361
1,97,426	Laboratory Deposit	43,776	4,18,211		3,72,777
15,208	Group Insurance	-			
47,520	V.C. Fund	-			
1,020	Revaluation Fees	-			
12,326	University Exam Remuneration	-			
500	Convocation Fees	-			
760	Scholarship	760	1,83,349	<b>CURRENT ASSETS</b>	
8,83,260				Bank Balance with The Malad Sahkari Bank	12,75,176
4,28,393	Malad Kandivli Education Society	6,94,982	9,32,182		
<b>16,70,071</b>	<b>TOTAL</b>	<b>19,07,621</b>	<b>16,70,071</b>	<b>TOTAL</b>	<b>19,07,621</b>

Examined and found correct as per our report of even date For Manish Chokshi & Co. Chartered Accountants.  
Manish R Chokshi  
Place : Mumbai.  
Date : 29th September' 2019

  
Hasmukh D. Rambhia  
Trustee / President

  
Digant H. Upadhyaya  
Hon. Secretary

  
Haresh H. Vira  
Treasurers

  
Bharat P. Gupta  
Treasurers


  
**PRINCIPAL**

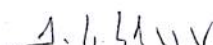
NAGINDAS KHANDWALA COLLEGE OF COMMERCE  
ARTS & MANAGEMENT STUDIES AND SHANTABEN  
NAGINDAS KHANDWALA COLLEGE OF SCIENCE  
(AUTONOMOUS)  
MALAD (W), MUMBAI - 400 064

	2017-2018	EXPENDITURE	2018-2019	2017-2018	INCOME	2018-2019
	1,45,000	To Affiliation Fees	90,000	65,900	By Admission Processing Fee	50,950
	6,000	To Allowances	-	610	By Ashwamedha Fees	520
	-	To Ashwamedha Fees	640	54,000	By Computer/Internet Fees	46,600
	8,156	To Audit Fees	-	2,660	By Convocation Fees	500
	2,602	To Bank Charges	1,315	3,57,000	By D.R.F	1,800
	31,860	To Computer Expenses	-	-	By Development Fees	2,74,490
	33,688	To Conveyance Expenses	5,390	-	By Document Verification Fees	700
	-	To Convocation Fees	29,250	5,230	By E-Charges	3,600
	2,96,524	To Depreciation	2,46,371	4,500	By Eligibility Fees	500
	-	To Disaster Relief Fund Expenses	790	13,070	By E-suidha	8,800
	-	To E-Charges Expenses	1,560	2,17,939	By Examination fees	8,38,916
	400	To Electricity Charges	19,65,620	98,602	By Forfiture of Fees	40,040
	400	To Eligibility Expenses	400	-	By Gymkhana Fees	66,310
	3,750	To E-Suidha Expenses	3,750	-	By Group Insurance Fees	15,278
	4,125	To Enrollment Fees (M.Com./MA)	900	27,180	By I. Card	24,600
	2,41,519	To Exam Expenses	3,40,040	73,045	By Interest from Bank	64,467
	4,500	To Extra Curricular Activity	17,000	2,86,000	By Laboratory Fees	3,13,050
	9,000	To Facilitation Charges	4,500	3,49,899	By Library Fees	2,98,500
	-	To Garden Maintenance	51,000	26,050	By Magazine Fees	18,230
	500	To Gymkhana Expenses	5,716	3,78,148	By Misc. Income	2,68,589
	-	To House Keeping	1,88,750	-	By NET/SET Workshop	1,02,000
	29,400	To Library Subscription	10,722	3,75,827	By Other Fees/Extra Curricular Activity	2,55,930
	-	To Magazine	1,03,169	78,000	By Practical Fees	68,600
	3,00,000	To Maintenance charges	3,00,000	1,89,524	By Project Fees	1,52,400
	1,345	To Misc. Expenses	-	13,901	By Recovery of Fees	1,51,873
	218	To Postage	1,453	8,850	By Registration Fees	1,625
	1,11,849	To Printing & Stationery	4,382	-	By Research Methodology	57,500
	11,34,515	To Professional Fee	13,98,850	5,900	By Sale of Admission Form	-
	28,320	To Repairs & Maintenance	1,770	-	By Short Term Course	73,900
	-	To Security Service Charges	4,54,311	9,372	By Sport & Cultural Activity	6,772
	-	To Short Term Course	29,000	12,800	By Student Welfare Fund	-
	9,373	To Staff Welfare Expenses	13,052	300	By T. C. Fees	1,700
	1,180	To Telephone Charges	2,759	4,000	By Transcript Fees	25,300
	10,875	To Traveling Allowance	400	23,65,548	By Tuition Fees	19,46,559
	45,200	To University Exam Expenses	-	65,250	By Utility Fees	44,850
	4,900	To Seminar Expenses	-	4,500	By Alumni Fees	4,500
	70,000	To Salary	40,000	-	By V. C. Fund	49,580
	-	To V.C. Fund Expenses	80	-		
	26,16,816	To Excess of Income Over Expenditure	-	-	By Excess of Expenditure Over Income	33,411
	51,17,465	<b>TOTAL</b>	53,12,940	51,17,465	<b>TOTAL</b>	53,12,940

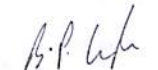
Examined and found correct as per our report of even date For Manish Chokshi & Co. Chartered Accountants.

**Manish R Chokshi**  
 Place : Mumbai.  
 Date : 29th September' 2019

  
**Hasmukh D. Rambhia**  
 Trustee / President

  
**Digant H. Upadhyaya**  
 Hon. Secretary

  
**Hareesh H. Vira**  
 Treasurers

  
**Bharat P. Gupta**  
 Treasurers

  
**PRINCIPAL**