



Autonomous (2016-17)

Malad Kandivli Education Society's
NAGINDAS KHANDWALA COLLEGE
OF COMMERCE, ARTS & MANAGEMENT STUDIES
AND SHANTABEN NAGINDAS KHANDWALA COLLEGE OF SCIENCE .

(Re-accredited (3rd cycle) by NAAC with 'A' Grade)

ISO 9001 : 2015 Certified

Educational Excellence Award By Indus Foundation, U.S.A.

IMC Ramkrishna Bajaj National Quality Commendation Certificate

Nagindas Khandwala College (Autonomous)

LIBRARY BOOKS & LIBRARY SUBSCRIPTION

YEAR	LIB BOOKS TOTAL	LIB SUBSCRIPTION TOTAL	GROSS TOTAL	PAGE NO
2016 - 2017	859195	221718	1080913	2 TO 29
2017 - 2018	863748	230056	1093804	30 TO 56
2018 - 2019	806895	229696	1036591	57 TO 94
2019 - 2020	427719	244060	671779	95 TO 122
2020 - 2021	37005	242234	279239	123 TO 139

PRINCIPAL
NAGINDAS KHANDWALA COLLEGE OF COMMERCE
ARTS & MANAGEMENT STUDIES AND SHANTABEN
NAGINDAS KHANDWALA COLLEGE OF SCIENCE
(AUTONOMOUS)
MALAD (W), MUMBAI - 400 064

NAGINDAS KHANDWALA COLLEGE OF COMMERCE, ARTS AND MANAGEMENT STUDIES AND SHANTABEN NAGINDAS KHANDWALA COLLEGE OF SCIENCE
BALANCE SHEET AS ON 31ST MARCH, 2020 (AIDED)

2018-19	LIABILITIES	RS.	2019-20	2018-19	ASSETS	RS.	2019-20
	EARMARKED FUND				FIXED ASSETS		
16,36,145	Development Fund	16,36,145			Furniture & Fixtures	16,20,620	
55,36,417	Students Welfare Fund	55,40,651		17,76,322	Add: Purchases during the year	11,210	
3,00,000	Utilization of Caution Money	3,00,000		24,367		16,31,830	
-	V. C.Fund	-	74,76,796	18,00,689	Less : Depreciation	1,63,183	14,68,647
				1,80,069			
74,72,562				16,20,620			
	INCOME EXPENDITURE A/C				Library Books:	8,00,180	
-	As per Last Year Balance Sheet	-		8,98,016	Add: Purchases during the year	1,69,479	
-	Excess of Income during the year	68,15,091		3,02,193		9,69,659	
-	Less: Trf. To Malad Kandivali Edu. Society	68,15,091		12,00,209	Less : Depreciation	3,23,187	6,46,472
				4,00,029			
				8,00,180			
	CURRENT LIABILITIES				Equipment	10,49,746	
-	Research Grant	-		10,77,633	Add: Purchases during the year	1,65,196	
30,000	Recovery of Staganant	-		88,752		12,14,942	
-	University Exam Fees & Remuneration Fees	-		11,66,385	Less : Depreciation	1,21,495	10,93,447
-	Alumni Association Fees	-		1,16,639			
14,829	Alumni Association SAF	20,829		10,49,746			
46,020	Sundry Creditors	-			Computer	5,67,321	
97,000	NAAC	97,000		2,91,574	Add: Purchases during the year	8,60,600	
62,67,200	Tuition Fees (JD)	62,67,200	63,85,029	6,53,961		14,27,921	
64,55,049				9,45,535	Less : Depreciation	5,71,168	8,56,753
				3,78,214			
3,65,050	Caution Money	4,97,800		5,67,321	CURRENT ASSETS		
6,08,600	Library Deposits	8,29,000	13,26,800		Bank Balance With		
9,73,650					The Malad Sahakari Bank Ltd.	11,93,607	
					A/c. No. 112 (Non-salary)	3,27,308	
-	C.S.Dept.	20,672			Bank of Maharashtra - Salary	7,81,712	
-	TDS on Payment to Contractor	8,790	52,962	33,31,648	HDFC Bank	4,945	
-	TDS on Payment to Professional fees	23,500		3,57,379	State Bank of India	5,116	
				10,13,850	Punjab National Bank	5,29,931	28,37,674
	N.S.S.	-	21,233	4,945			
				4,91,095	Non-Salary Grant Receivable	31,10,000	
				51,98,916	Electricity Deposits	1,44,766	32,54,766
				31,10,000	Loans & Advances:		
				1,44,766	Advance	5,04,000	
				32,54,766	Advance - Autonomy	35,000	
					Nagindas Khandwala (UGC)	5,00,000	
					Nagindas Khandwala (SELF FINANCE)	-	
					Nagindas Khandwala (B.Voc)	5,00,000	
					Advance Salary Grant	1,07,200	16,46,200
					Cash in Hand	3,620	
					Malad Kandivali Education Society	34,52,421	
					Scholarship from other Sources	2,821	
1,49,01,261	TOTAL		1,52,62,820	1,49,01,261	TOTAL		1,52,62,820

Examined and found correct
as per our report of even date
For Manish Chokshi & Co.
Chartered Accountants.

Manish R Chokshi
Place : Mumbai.

Date : 28th December 2020. 71050165444447153



Hasmukh D. Rambhia
Trustee / President

Digant H. Upadhyaya
Hon. Secretary

Haresh H. Vira
Treasurers

Bharat P. Gupta

PRINCIPAL

**NAGINDAS KHANDWALA COLLEGE OF COMMERCE
ARTS & MANAGEMENT STUDIES AND SHANTABEN
NAGINDAS KHANDWALA COLLEGE OF SCIENCE
(AUTONOMOUS)**


MALAD (W), MUMBAI - 400 064

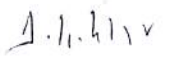
NAGINDAS KHANDWALA COLLEGE OF COMMERCE . ARTS MANAGEMENT STUDIES AND SHANTABEN NAGINDAS KHANDWALA COLLEGE OF SCIENCE
INCOME & EXPENDITURE ACCOUNT FOR THE YEAR ENDED 31ST MARCH 2020 (AIDED)

2018-19	EXPENDITURE	2019-20	2018-19	INCOME	2019-20
98,208	To Advertisement Charges		4,27,200	By Admission Processing Fees	4,46,575
53,000	To Affiliation Fees	38,000	40,00,000	By Autonomy Grant	
8,477	To Allowances	1,985	86,200	By Comp./ Psy. Fees/ Vocational fees	1,400
1,07,970	To Audit Fees	64,900	64,200	By Computer Practical Fees	1,14,000
1,89,473	To Autonomy Expenses	6,14,617	21,400	By D.R.F	14,440
	To Autonomy Grant	1,52,206	10,57,000	By Development Fees	22,07,225
6,108	To Bank Charges	1,787	6,050	By Document Verification Fees	16,100
15,820	To Binding Charges	5,750	42,370	By E - Charges	36,610
	To Cash Allowances	3,600	1,06,000	By E. Suvidha	71,400
1,18,555	To College Day Expenses	96,302	15,620	By Enrolment Fees	24,080
3,59,925	To College Magazines	3,45,675	30,000	By Element of Operation Research	42,000
89,787	To Computer Expenses	5,02,210	56,80,790	By Examination Fees	63,68,355
1,59,503	To Conveyance Expenses	2,22,235		By Exam Improvement Fees	2,000
24,500	To Convocation Ceremony			By Facility Charges	52,19,000
8,290	To D.R.F	7,620	3,07,873	By Forfeiture of Fees	3,80,789
10,74,951	To Depreciation	11,79,033	70,000	By French Fees	1,05,000
8,290	To E - Charges	7,580	85,800	By Group Insurance	1,09,840
41,450	To E. Suvidha	38,050	8,46,300	By Gymkhana Fees	5,92,400
13,89,060	To Electricity Charges	30,02,320	2,21,800	By Identity card	2,32,050
16,33,634	To Examination Expenses	33,22,596	60,699	By Inter. Univ. Sports and cult.	99,075
11,64,173	To Extra Curricular Activities	9,14,804	2,03,716	By Interest From Bank	4,18,129
7,500	To Facilitation Charges		46,400	By Jee Exam	
26,000	To Garden expenses	39,000	84,200	By Laboratory Fees	1,56,700
81,304	To Group Insurance	85,006	4,22,600	By Library Fees	4,46,400
6,69,351	To Gymkhana Expenses	4,49,801	2,11,300	By Magazine / Cultural Fees	2,23,200
59,232	To House Keeping Expenses	70,000	33,45,008	By Miscellaneous Income	11,87,083
1,45,730	To Identity Card	1,89,780	7,38,400	By Online Course Fees	400
76,756	To Inter. Univ. Sports and cult.	37,272	24,800	By Online Exam Fees	
88,379	To IQAC	45,115	5,28,750	By Other Fees & extra curricular activities	5,57,750
2,09,011	To ISO9000-2008	73,637	9,000	By Project Fees	
57,418	To Khandwala Times & Publishing House	21,181	78,691	By Recovery of fees (previous yr add)	2,79,163
300	To Legal Expenses	33,590	6,91,46,745	By Salary Grant	7,36,24,769
7,965	To Library Expenses	12,706		By Sale of Admission Forms	2,74,200
79,801	To Library Subscription	43,087	7,73,163	By Short Term Course	15,23,122
10,50,000	To Maintenance Charges	10,50,000	34,100	By T.C. Fees	31,700
40,507	To Miscellaneous Expenses	16,226	3,95,750	By Transcript Fees	3,01,200
1,53,127	To Municipal Tax (Property Tax)	3,23,584		By Tuition Fees	17,76,000
1,48,029	To NSS	1,20,446	18,59,800	By Tuition Fees (unaided)	3,10,406
19,061	To Postage & Revenue Stamp	20,313	5,28,500	By Utility Fees	5,57,750
4,93,169	To Printing and Stationery	4,42,550	12,81,640	By University Exam Fees	
96,369	To Prize Distribution Expenses	18,803	5,49,910	By Alumni Assoc. Fees	55,950
1,00,000	To Professional fees	2,12,488	4,08,340	By V. C. Fund	13,310
3,43,700	To Professional fees for visiting faculty	3,65,200		By Unaided Fees	8,92,010
61,522	To Reading Room Expenses	60,100		By World Wide ITES Exam	9,438
18,85,018	To Repairs & Maintenance	5,52,159			
6,91,39,014	To Salaries	7,36,24,769			
6,70,366	To Salary (ad hoc)	14,41,797			
5,57,873	To Security Service Charges	7,00,500			
1,37,089	To Seminar & Conference	3,49,903			
2,31,177	To Software Development	7,97,621			
	To Short Term Course Expenses	10,299			
2,10,863	To Staff Welfare Expenses	1,59,335			
10,332	To Student Aid Fund (Books)	24,883			
93,296	To Telephone Charges	66,040			
10,200	To Uniforms to peons & washing allowances	57,988			
55,576	To Water Charges	95,957			
45,64,800	To Tuition Fees				
4,31,880	To University Sports Cult.Act Expenses	65,938			
	To University Exam Fees	7,856			
52,46,225	To Excess Of Income Over Expenditure	68,15,091			
9,38,03,115		9,90,21,299	9,38,03,115		9,90,21,299

Examined and found correct as per our report of even date for Manish Chokshi & Co. Chartered Accountants.


Manish R Chokshi
Place : Mumbai.
Date : 28th December 2020


Hasmukh D. Rambhila
Trustee / President


Digant H. Upadhyaya
Hon. Secretary


Karesh H. Vira
Treasurers


Bharat P. Gupta
Treasurers


PRINCIPAL
NAGINDAS KHANDWALA COLLEGE OF COMMERCE
ARTS & MANAGEMENT STUDIES AND SHANTABEN
NAGINDAS KHANDWALA COLLEGE OF SCIENCE
(AUTONOMOUS)
MALAD (W), MUMBAI - 401 004

UNDAID SECTION
BALANCE SHEET AS ON 31ST MARCH, 2020

	2018-2019	LIABILITIES		2019-2020	2018-2019	ASSETS		2019-2020
	58,47,257	EARMARKED FUNDS		59,10,956		FIXED ASSETS		
		Student welfare Fund			17,86,521	Furniture & Fixture		
					11,210	As per last year Balance sheet		16,17,958
		INCOME & EXPENDITURE A/C			17,97,731	Add: Purchased during the year		3,540
		As per last year Balance sheet			1,79,773	Less: Depreciation		16,21,498
	2,70,94,114	Add: Excess of Income over Expenditure	2,70,94,114		16,17,958			14,59,348
	1,06,48,176	Less: Transfer to Malad Kandivli Education - Society	2,70,94,114			Office Equipments		
					21,86,032	As per last year Balance sheet		29,09,884
					10,47,172	Add: Purchased during the year		20,500
		CURRENT LIABILITIES			32,33,204	Less: Depreciation		29,30,384
	18,330	TDS (Contractor)	2,920		3,23,320			26,37,346
	2,00,000	The BSGD.S' Jr. College (Aided)	2,00,000		29,09,884			
		Sundry Creditor	3,38,368			Library Books		
	2,71,850	Cautions Money	3,82,550		11,12,900	As per last year Balance sheet		9,84,499
	4,64,850	Library Deposits	8,03,750		3,63,775	Add: Purchased during the year		1,80,211
	11,85,600	Laboratory Deposit	15,90,000		14,76,675	Less: Depreciation		11,64,710
	21,40,630				4,92,176			3,88,198
					9,84,499			7,76,512
	4,90,596	Malad Kandivli Education Society		1,05,84,712	5,08,855	Computers & Printers		
					20,80,170	As per last year Balance sheet		15,53,415
					25,89,025	Add: Purchased during the year		8,500
					10,35,610	Less: Depreciation		15,61,915
					15,53,415			9,37,149
					12,950	CURRENT ASSETS		
					4,66,255	Sundry Debtors		
					8,38,232	Bank Balance		
					15,490	The Malad Sahakari Bank Ltd A/C NO 160		20,93,442
					13,19,977	HDFC Bank		9,73,899
						State Bank of India		16,024
						Receivable From:		30,83,365
						NK - Finplan International Education LLP		
						NK - DSACTED		14,76,411
						NK - Kashida Fashion Institute		20,78,201
						NK - NASM		9,45,326
								53,86,693
						Loans & Advances		
						Advance		8,95,000
						Cash In Hand		2,660
						Seed Money Research		1,35,245
	84,78,483	TOTAL		1,98,13,256	84,78,483	TOTAL		1,98,13,256

Examined and found correct as per our report of even date For Manish Chokshi & Co. Chartered Accountants.

Manish R Chokshi
Place : Mumbai.

Date : 28th December, 2020.



H. D. Rambhia

Hasmukh D. Rambhia
Trustee / President

A. H. Upadhyaya

Digant H. Upadhyaya
Hon. Secretary

H. H. Vira

Haresh H. Vira

B. P. Gupta

Bharat P. Gupta
Treasurers

[Signature]
PRINCIPAL

NAGINDAS KHANDWALA COLLEGE OF COMMERCE
ARTS & MANAGEMENT STUDIES AND SHANTABEN
NAGINDAS KHANDWALA COLLEGE OF SCIENCE
(AUTONOMOUS)
MALAD (W), MUMBAI - 400 064

UDIN - 21036865AAAAAA7153

NAGINDAS KHANDWALA COLLEGE OF COMMERCE, ARTS MANAGEMENT STUDIES AND SHANTABEN NAGINDAS KHANDWALA COLLEGE OF SCIENCE


UNAIDED SECTION

INCOME & EXPENDITURE ACCOUNT FOR THE PERIOD ENDED 31st MARCH, 2020

2018-2019	EXPENDITURE	2019-2020	2018-2019	INCOME	2019-2020
2,37,128	To Advertisement	2,64,621	3,86,200	By Admission Processing Fees	4,18,400
80,000	To Affiliation Fees	60,000	3,04,799	By Bank Interest	9,76,181
2,78,343	To Allowances	13,56,127	11,58,000	By Co-Curri & Extra Curri Activity	12,55,200
28,000	To Alumini get together	-	1,91,300	By College Magazine Fees	2,09,800
45,000	To Annual Day	-	23,84,000	By Computer Practical Fees	25,42,030
2,045	To Bank Charges	1,267	30,000	By Conference Hall Charges	-
4,06,459	To College Magazine	2,73,459	1,54,180	By Convocation Ceremony Fees	1,39,142
3,39,900	To Computer Expenses	1,27,163	9,56,500	By Development Fees	14,40,600
2,886	To Conveyance	5,841	19,260	By Disaster Relief Fund	20,900
1,19,847	To Convocation Ceremony	1,21,557	1,750	By Document Verification Fee	8,000
20,30,881	To Depreciation	14,68,152	38,280	By E-Charges	40,480
7,860	To Disaster Relief Fund	25,980	16,180	By Enrolment Fees	22,490
7,900	To E-Charges	25,780	95,650	By E-suidha	1,04,694
28,43,032	To Electricity Charges	44,09,632	47,29,230	By Examination Fees	54,28,108
38,900	To E-suidha	1,29,900	-	By Facility Fees	41,53,000
19,54,686	To Examination Expenses	26,97,294	3,35,808	By Forfiture of Fees	4,41,817
6,76,852	To Extra Curricular Activities	5,34,226	77,200	By Group Insurance	83,640
4,500	To Facilitation Charges	5,000	7,65,200	By Gymkhana Fees	8,20,800
76,308	To Gymkhana expenses	28,588	1,93,000	By I-Card	2,09,100
40,000	To Garden Maintenance	39,000	6,000	By Industrial Visit Fees	-
10,002	To Gandhian Studies	13,500	39,48,000	By Laboratory Fees	41,86,880
-	To Gratuity Fund	12,86,429	11,21,400	By Library Fees	11,97,139
74,176	To Group Insurance	80,978	34,97,379	By Miscellaneous Income	12,70,243
2,44,750	To House Keeping Charges	2,24,000	19,100	By NSS	20,890
1,08,560	To Internal Audit Fees	64,310	4,78,495	By Other Fees	5,52,250
1,39,173	To Library Subscription	1,66,483	10,87,300	By Project Fees	11,30,600
5,000	To Library Exp	-	7,35,155	By Recovery of Fees	6,92,163
35,00,000	To Maintenance Charges (Rent)	35,00,000	-	By Sale of Admission Form	11,30,401
6,56,658	To Management Contribution to P.F	6,42,000	68,100	By Sports & Cultural Activities	82,308
24,052	To Miscellaneous Expenses	6,608	14,34,554	By Short term Course	12,67,848
4,34,173	To Municipal Tax	4,28,100	2,58,91,200	By Tuition Fees	3,17,05,490
15,600	To NSS	51,960	4,78,250	By Utility Fees	5,22,250
3,06,918	To Online course Fees Exp	-	1,24,603	By Vocational Fees	7,88,100
19,444	To Postages & Revenue Stamp	1,16,659	3,01,340	By V. C. Fund	-
3,99,490	To Printing & Stationery	6,01,403	6,51,640	By Inter Collegiate Festival	6,72,224
24,96,547	To Professional Fees to Visiting Faculty	21,75,697	3,41,729	By Alumnt Association Fees	51,275
33,200	To Professional Tax Late Fees	-	-	-	-
7,427	To Reading Room Expenses	8,420	-	-	-
19,60,464	To Repairs & Maintenance	2,27,264	-	-	-
2,03,94,868	To Salaries	2,32,24,268	-	By Surplus from below courses	-
6,797	To Seminar & Conference	1,70,857	-	NK - DSACTED	20,78,201
5,26,994	To Security Service Charges	5,98,322	-	NK - FIE & Conference	14,76,411
-	To Short Term Courses	79,234	-	NK - KFI	9,45,326
1,93,455	To Sports & Cultural Activities	2,17,884	-	NK - NASM	53,86,693
58,021	To Staff Welfare Expense	44,629	-	-	-
4,48,754	To Staff Group Insurance	3,63,989	-	-	-
66,209	To Software Development	3,84,000	-	-	-
21,348	To Telephone Charges	89,835	-	-	-
-	To Uniform & Washing Allowance	26,906	-	-	-
-	To V.C.Fund	9,640	-	-	-
1,06,48,176	To Excess of Income over Expenditure	2,70,94,114	-	-	-
5,20,20,782	TOTAL	7,34,71,074	5,20,20,782	TOTAL	7,34,71,074

Examined and found correct as per our report of even date For Manish Chokshi & Co Chartered Accountants

Manish R Chokshi
Place : Mumbai.
Date : 28th December 2020



Hasmukh D.Rambhia
Trustee / President

Examined and found correct as per our report of even date For Manish Chokshi & Co Chartered Accountants

Digant H.Upadhyaya
Hon. Secretary

Haresh H.Vira
Treasurers

Hasm Bharat P.Gupta
Treasurers / President

PRINCIPAL
NAGINDAS KHANDWALA COLLEGE OF COMMERCE
ARTS & MANAGEMENT STUDIES AND SHANTABEN
NAGINDAS KHANDWALA COLLEGE OF SCIENCE
(AUTONOMOUS)
MALAD (W) MUMBAI - 400 054

SHANTABEN NAGINDAS KHANDWALA COLLEGE OF SCIENCE
BALANCE SHEET AS ON 31st MARCH 2020
M.COM., M.Sc.IT., M.A. (P. G. COURSES)

2018-2019	LIABILITIES	2019-2020	2018-2019	ASSETS	2019-2020
3,14,800	EARMARKED FUND			FIXED ASSETS	
7,14,490	College Development Fund	3,14,800	93,472	Computer Lab.	56,083
10,29,290	Student Welfare Fund	5,66,153	-	Add : purchase during the year	-
			37,390	Less : Depreciation	22,433
			56,083		33,650
	Income & Expenditure Account		1,26,405	Office Equipments	1,13,764
33,411	As per last year Balance sheet		-	Add : purchase during the year	-
33,411	Excess of Income during the year	31,83,184	1,26,405	Less : Depreciation	11,376
	Less : Transferred to Malad Kandivli Education - Society	31,83,184	12,641		1,02,388
			1,13,764		
	CURRENT LIABILITIES			Furniture & Fixture	89,821
372	Sundry Creditor	-	99,801	Add : purchase during the year	-
51,900	Caution Money	96,750	-	Less : Depreciation	8,982
86,541	Library Deposit	1,40,791	9,980		80,839
43,776	Laboratory Deposit	78,136	89,821		
760	Scholarship	760	4,18,211	Library Books	3,72,777
1,83,349			1,40,927	Add : purchase during the year	78,029
			5,59,138	Less : Depreciation	4,50,806
			1,86,361		1,50,253
			3,72,777		3,00,553
			12,75,176	CURRENT ASSETS	
6,94,982	Malad Kandivli Education Society	1,77,666	-	Bank Balance with The Malad Sahkari Bank	6,28,776
			-	HDFC Bank	2,27,964
			-	Cash In Hand	885
19,07,621	TOTAL	13,75,055	19,07,621	TOTAL	13,75,055

Examined and found correct as per our report of even date For Manish Chokshi & Co. Chartered Accountants.

Manish R Chokshi
Manish R Chokshi
 Place : Mumbai.
 Date : 28th December' 2020.



Hasmukh D. Rambhia
Hasmukh D. Rambhia
 Trustee / President

Digant H. Upadhyaya
Digant H. Upadhyaya
 Hon. Secretary

Haresh H. Vira
Haresh H. Vira
 Treasurers

Bharat P. Gupta
PRINCIPAL
 NAGINDAS KHANDWALA COLLEGE OF COMMERCE
 ARTS & MANAGEMENT STUDIES AND SHANTABEN
 NAGINDAS KHANDWALA COLLEGE OF SCIENCE
 (AUTONOMOUS)
 MALAD (W), MUMBAI - 400 084

SHANTABEN NAGINDAS KHANDWALA COLLEGE OF COMMERCE, ARTS AND MANAGEMENT STUDIES AND SHANTABEN NAGINDAS KHANDWALA COLLEGE OF SCIENCE
AND EXPENDITURE ACCOUNT FOR THE YEAR ENDED 31ST MARCH, 2020
M.COM., M.Sc.IT., M.A. (P. G. COURSES)

2018-2019	EXPENDITURE	2019-2020	2018-2019	INCOME	2019-2020
	To Advertising	13,608	50,950	By Admission Processing Fee	37,500
90,000	To Affiliation Fees	1,30,000	520	By Ashwamedha Fees	3,180
640	To Ashwamedha Fees	-	46,600	By Computer/Internet Fees	42,500
1,315	To Bank Charges	670	500	By Convocation Fees	300
-	To Binding Charges	1,700	1,800	By D.R.F	1,780
-	To Computer Expenses	23,482	2,74,490	By Development Fees	4,63,510
5,390	To Conveyance Expenses	1,597	700	By Document Verification Fees	1,200
29,250	To Convocation Fees	17,250	3,600	By E-Charges	3,500
2,46,371	To Depreciation	1,93,044	500	By Eligibility Fees	500
790	To Disaster Relief Fund Expenses	1,700	8,800	By E-suidha	7,600
1,560	To E-Charges Expenses	1,950	8,38,916	By Examination fees	3,36,485
19,65,620	To Electricity Charges	9,51,990	-	By Facility Charges	2,91,000
400	To Eligibility Expenses	3,300	40,040	By Forfiture of Fees	9,942
3,750	To E-Suidha Expenses	7,350	66,310	By Gymkhana Fees	70,600
900	To Enrollment Fees (M.Com./MA)	-	15,278	By Group Insurance Fees	336
3,40,040	To Exam Expenses	3,06,746	24,600	By I. Card	26,000
17,000	To Extra Curricular Activity	5,000	64,467	By Interest from Bank	97,597
4,500	To Facilitation Charges	9,000	3,13,050	By Laboratory Fees	2,15,031
51,000	To Garden Maintenance	-	2,98,500	By Library Fees	4,24,000
5,716	To Gymkhana Expenses	13,656	18,230	By Magazine Fees	18,100
1,88,750	To House Keeping	-	2,68,589	By Misc. Income	56,121
10,722	To Library Subscription	34,490	1,02,000	By NET/SET Workshop	-
1,03,169	To Magazine	68,365	-	By N.S.S.	1,450
3,00,000	To Maintenance charges	3,00,000	2,55,930	By Other Fees/Extra Curricular Activity	2,40,030
-	To Misc. Expenses	25,000	68,600	By Practical Fees	1,93,020
-	To N.S.S.	1,700	1,52,400	By Project Fees	1,23,740
1,453	To Postage	1,525	1,51,873	By Recovery of Fees	2,95,181
4,382	To Printing & Stationery	39,849	1,625	By Registration Fees	-
13,98,850	To Professional Fee	10,03,875	57,500	By Research Methodology	-
-	To Registration Fees	2,465	-	By Seminar Fees - MA Psy.	12,000
1,770	To Repairs & Maintenance	-	73,900	By Short Term Course	2,14,600
4,54,311	To Security Service Charges	-	6,772	By Sport & Cultural Activity	3,49,898
29,000	To Short Term Course	3,318	-	By Student Welfare Fund	7,492
13,052	To Staff Welfare Expenses	6,517	1,700	By T. C. Fees	1,400
2,759	To Telephone Charges	-	25,300	By Transcript-Fees	50,000
400	To Traveling Allowance	-	19,46,559	By Tuition Fees	27,08,876
40,000	To Salary	-	44,850	By Utility Fees	42,160
80	To V.C. Fund Expenses	2,540	4,500	By Alumni Fees	4,025
			49,580	By V. C. Fund	2,220
			-	By University Exam Fees	1,996
	To Excess of Income Over Expenditure	31,83,184	33,411	By Excess of Expenditure Over Income	-
53,12,940	TOTAL	63,54,870	53,12,940	TOTAL	63,54,870

Examined and found correct
as per our report of even date
For Manish Chokshi & Co.
Chartered Accountants.

Manish R Chokshi
Place : Mumbai.
Date : 28th December' 2020



Hasmukh D. Rambhia
Trustee / President

Digant H. Upadhyaya
Hon. Secretary

Haresh H. Vira

Treasurers

Bharat P. Gupta

Treasurers

PRINCIPAL

**NAGINDAS KHANDWALA COLLEGE OF COMMERCE
ARTS AND MANAGEMENT STUDIES AND SHANTABEN
NAGINDAS KHANDWALA COLLEGE OF SCIENCE
(AUTONOMOUS)
MALAD (W), MUMBAI - 400 064**

UDIN - 21036865AAAAAA7153